

アフリカ
tusk african
clothing

SINCE 1990®

AFRICA

2019-2020
CATALOGUE

HUX-JAC - HUXLEY JACKET

Features: Lightweight bonded fabric 2 Textured surface 2 Two piece sleeve with velcro tab 2 Chest pocket with zip opening 2 Side pockets with zip opening 2 Panelled body with top-stitching throughout
Fabrication: 300g 96% Polyester 4% Spandex bonded fabric

Branding:

E

Mens Jacket - Tapered Fit								
Sizes	S	M	L	XL	2XL	3XL	4XL	5XL
½ Chest (cm)	53	57	61	65	69	73	77	81



Navy



Black



IL-JAC - MENS ILLUSION JACKET

Features: Lightweight soft-shell 2 Bonded with contrast grey fleece inner 2 Two piece sleeve with velcro tab 2 Zip-off three piece hood with cord and toggles 2 Inseam pockets with zip opening 2 Top-stitching throughout 2 Lime is a new colourway
Fabrication: 100% Polyester bonded fabric

Branding:

E

SP

HP

Mens Jacket - Tapered Fit								
Sizes	S	M	L	XL	2XL	3XL	4XL	5XL
½ Chest (cm)	53	57	61	65	69	73	77	81



Royal



Navy



Red



Black



Lime



LIL-JAC - LADIES ILLUSION JACKET

Features: Lightweight soft-shell 2 Bonded with contrast grey fleece inner 2 Two piece sleeve with velcro tab 2 Zip-off three piece hood with cord and toggles 2 Inseam pockets with zip opening 2 Feminine cut 2 Top-stitching throughout 2 Lime is a new colourway
Fabrication: 100% Polyester bonded fabric

Branding:

E

SP

HP

Ladies Jacket - Regular Fit									
Sizes	XS	S	M	L	XL	2XL	3XL	4XL	5XL
½ Chest (cm)	46	49	53	57	61	65	69	73	77



Royal



Navy



Red



Black



Lime





MCAN-JAC - MENS CANYON JACKET

Features: Centre front inverted Nylon full zip opening 2 Elasticated binding on sleeve opening 2 Inner storm flap 2 Front shaped panels with welt pockets 2 Bar-tacks at pockets for added durability

Fabrication: 215g 100% Polyester bonded fabric

Branding:

E

SP

HP

Mens Jacket - Tapered Fit								
Sizes	S	M	L	XL	2XL	3XL	4XL	5XL
½ Chest (cm)	53	57	61	65	69	73	77	81



LCAN-JAC - LADIES CANYON JACKET

Features: Centre front inverted Nylon full zip opening 2 Elasticated binding on sleeve opening 2 Inner storm flap 2 Front shaped panels with welt pockets 2 Bar-tacks at pockets for added durability

Fabrication: 215g 100% Polyester bonded fabric

Branding:

E

SP

HP

Ladies Jacket - Regular Fit									
Sizes	XS	S	M	L	XL	2XL	3XL	4XL	5XL
½ Chest (cm)	46	49	53	57	61	65	69	73	77





TEC-JAC - MENS TECHNO JACKET

Features: Water and wind resistant 2 Raglan styling 2 Lightweight 2 Zippered side pockets 2 Full zip front 2 Inner pocket 2 Shaped side seams 2 Royal is a new colour addition

Fabrication: 320g Hi-tech 4-way stretch Polyester bonded fleece fabric

Branding:

E

SP

HP

Mens Jacket - Regular Fit								
Sizes	S	M	L	XL	2XL	3XL	4XL	5XL
½ Chest (cm)	54	58	62	66	70	74	78	82



Royal



Navy



Black



Steel Grey



LTEC-JAC - LADIES TECHNO JACKET

Features: Water and wind resistant 2 Feminine styling 2 Lightweight 2 Zippered side pockets 2 Full zip front 2 Inner pocket 2 Top-stitching detail 2 Royal is a new colour addition

Fabrication: 320g Hi-tech 4-way stretch Polyester bonded fleece fabric

Branding:

E

SP

HP

Ladies Jacket - Regular Fit										
Sizes	XS	S	M	L	XL	2XL	3XL	4XL	5XL	
½ Chest (cm)	46	49	53	57	61	65	69	73	77	



Royal



Navy



Black



Steel Grey





NEV-JAC - MENS NEVADA JACKET

Features: Funnel collar with zip off hood 2 Raglan sleeves with panelled detail and adjustable velcro tabs 2 Angled panel detail at front body 2 Inseam pockets with coated inverted zip opening 2 Longer back curved hem for a stylish fit 2 Inverted front coated Nylon zip opening with rope puller 2 Featuring two tone fabric in contrasting textures

Fabrication: 240g 100% Polyester bonded soft-shell

Branding:

E

SP

NEW

Mens Jacket - Tapered Fit								
Sizes	S	M	L	XL	2XL	3XL	4XL	5XL
½ Chest (cm)	53	57	61	65	69	73	77	81

LNEV-JAC - LADIES NEVADA JACKET

Features: Funnel collar with zip off hood 2 Raglan sleeves with panelled detail and adjustable velcro tabs 2 Angled panel detail at front body 2 Inseam pockets with coated inverted zip opening 2 Longer back curved hem for a stylish fit 2 Flattering shaped panels 2 Inverted front coated Nylon zip opening with rope puller 2 Featuring two tone fabric in contrasting textures

Fabrication: 240g 100% Polyester bonded soft-shell

Branding:

E

SP

NEW

Ladies Jacket - Regular Fit									
Sizes	XS	S	M	L	XL	2XL	3XL	4XL	5XL
½ Chest (cm)	46	49	53	57	61	65	69	73	77



Navy



Navy



Black



Black



Charcoal



PEG-JAC - MENS PEGASUS JACKET

Features: Laser cut welded pockets on front and sleeves 2 Contrast front and back yoke 2 Adjustable sleeve tabs 2 Breathable 2 Water and wind resistant

Fabrication: 300g Bonded Polyester Spandex fabric

Branding:

E

HP

Mens Jacket - Tapered Fit									
Sizes	XS	S	M	L	XL	2XL	3XL	4XL	5XL
½ Chest (cm)	49	53	57	61	65	69	73	77	81



Navy/Granite



Red/Granite



Black/Granite

LPEG-JAC - LADIES PEGASUS JACKET

Features: Funnel neck collar 2 Constrast panels at sides, underarms, front and back yokes 2 Laser cut welded pockets on front and sleeves 2 BARRON branded zip pullers 2 Adjustable sleeve tabs 2 Fitted ladies design 2 Breathable 2 Water and wind resistant

Fabrication: 300g Bonded Polyester Spandex fabric

Branding:

E

NEW

Ladies Jacket - Regular Fit									
Sizes	XS	S	M	L	XL	2XL	3XL	4XL	5XL
½ Chest (cm)	46	49	53	57	61	65	69	73	77



Navy/Granite



Red/Granite



Black/Granite



S-JAC - SCOUT JACKET

Features: Elasticated cuffs 2 Lightweight 2 Water and wind resistant 2 Concealed hood with zip away design 2 Hem drawcord and stopper 2 Side pockets with bar-tacking 2 Lined with Airtex mesh

Fabrication: 100g 100% Polyester outer fabric

Branding:

E

HP

MATCHING KIDS AVAILABLE PG.501

Mens Jacket - Easy Fit								
Sizes	S	M	L	XL	2XL	3XL	4XL	5XL
½ Chest (cm)	56.5	59.5	62.5	65.5	68.5	71.5	74.5	77.5



Navy



Black





BRT395 - BRT TURBO JACKET

Features: Reflective tape detail on raglan sleeve 2 Reflective print detail on zip
2 BRT Branding 2 Inseam pockets 2 Back vent 2 Binding on sleeve hem
Fabrication: 90g 100% Polyester with a mesh lining

Branding:

E



Adults - Regular Fit									
Sizes	XS	S	M	L	XL	2XL	3XL	4XL	5XL
½ Chest (cm)	49	53	57	61	65	69	73	77	81



Royal



Bottle



Navy



Red



Black



Sky

BRT309 - BRT ZONE JACKET

Features: X-Tech superior quick dry moisture management finish 2 Elasticated drawcord with side toggles 2 Side pockets with zip 2 Silver contrast insert panels
2 Concealed roll-up hood 2 Mesh lining 2 BRT Branding
Fabrication: 130g 100% Coated rip-stop Polyester fabric

Branding:

E



Adults - Regular Fit									
Sizes	XS	S	M	L	XL	2XL	3XL	4XL	5XL
½ Chest (cm)	49	53	57	61	65	69	73	77	81



Navy/Silver



Red/Silver



Black/Silver



MCL-JAC - BARRON MAC CLASSIC

Features: Drawcord and toggles on hood and hem 2 Weltded side pockets 2 Spandex-reinforced ribbed cuffs 2 Breathable 2 Water and wind resistant

Fabrication: 100g 100% Polyester

Branding:

E

HP

Mens Jacket - Econo Fit								
Sizes	S	M	L	XL	2XL	3XL	4XL	5XL
½ Chest (cm)	57.5	60	62.5	65	67.5	70	72.5	75



Navy



Black



MCO-JAC - BARRON MAC CONCEALED

Features: Drawcord and toggles on hood and hem 2 Welted side pockets 2 Spandex-reinforced ribbed cuffs 2 Breathable 2 Water and wind resistant
2 Concealable fold away hood with zip away design

Fabrication: 100g 100% Polyester

Branding:

E **HP**

Mens Jacket - Econo Fit								
Sizes	S	M	L	XL	2XL	3XL	4XL	5XL
½ Chest (cm)	57.5	60	62.5	65	67.5	70	72.5	75



Royal



Bottle



Navy



Red



Black



ALL-JAC - MENS ALL WEATHER JACKET

Features: Hood may be zipped-off or tucked into the collar and concealed
2 Waist shock cord with toggle 2 Inner cell phone pocket with velcro flap
2 Adjustable elasticated cuffs with velcro tabs 2 Zippered pockets and reinforced stitching 2 Free loose zipper pouch for convenient storage
2 Water and wind resistant 2 Mesh Airtex lining for added comfort

Fabrication: 100% Rip-stop Polyester

Branding:



Mens Jacket - Regular Fit								
Sizes	S	M	L	XL	2XL	3XL	4XL	5XL
½ Chest (cm)	58	62	66	70	74	78	82	86



Black



Navy

POL-JAC - WEATHERPROOF POLYAMIDE JACKET

Features: Concealed zip-off hood 2 Storm flap 2 Front pockets 2 Shock cord with toggle and stopper in hem 2 Two inner pockets with a phone pouch 2 Double top-stitching 2 Elasticated cuffs with adjustable velcro tabs 2 Water and wind resistant 2 Polyester mesh lining

Fabrication: 100% Polyamide fabric

Branding:



Mens Jacket - Easy Fit								
Sizes	S	M	L	XL	2XL	3XL	4XL	5XL
½ Chest (cm)	58	61	64	67	69	73	78	82



GRI-JAC - MENS GRIFFIN JACKET

Features: Fully lined in mesh fabric 2 Funnel neck collar 2 Contrast insert panels on front body and back yoke 2 Inseam pockets with bar-tacking 2 Embroidery access 2 Elasticated cuffs 2 Tonal coated eyelets under arms 2 Extended back hem 2 Sleeve pocket with zip opening 2 Inverted zip

Fabrication: 150g 100% Polyester bonded fabric outer

Branding:

E

SP

Mens Jacket - Regular Fit								
Sizes	S	M	L	XL	2XL	3XL	4XL	5XL
½ Chest (cm)	54	58	62	66	70	74	78	82



Navy/Grey



Black/Grey

LGRI-JAC - LADIES GRIFFIN JACKET

Features: Fully lined in mesh fabric 2 Funnel neck collar 2 Contrast insert panels on front body and back yoke 2 Inseam pockets with bar-tacking 2 Embroidery access 2 Elasticated cuffs 2 Tonal coated eyelets under arms 2 Sleeve pocket with zip opening 2 Feminine cut 2 Inverted zip

Fabrication: 150g 100% Polyester bonded fabric outer

Branding:

E

SP

Ladies Jacket - Regular Fit									
Sizes	XS	S	M	L	XL	2XL	3XL	4XL	5XL
½ Chest (cm)	46	49	53	57	61	65	69	73	77



Navy/Grey



Black/Grey





ORI-JAC - MENS ORION JACKET

Features: Fully lined 2 Concealed three piece hood with cord and toggles 2 Raglan sleeves 2 Concealed front zip under storm flap 2 Elasticated cuffs with velcro tab 2 Inseam pockets with zip closure 2 Top-stitching throughout

Fabrication: 150g 100% Coated Polyester

Branding:

E

Mens Jacket - Regular Fit								
Sizes	S	M	L	XL	2XL	3XL	4XL	5XL
½ Chest (cm)	54	58	62	66	70	74	78	82



Navy



Red



Black



Charcoal



LORI-JAC - LADIES ORION JACKET

Features: Fully lined 2 Concealed three piece hood with cord and toggles 2 Raglan sleeves 2 Concealed front zip under storm flap 2 Top-stitching throughout 2 Inseam pockets with zip closure 2 Extended back hem 2 Elasticated cuffs with velcro tab 2 Feminine cut

Fabrication: 150g 100% Coated Polyester

Branding:

E

Ladies Jacket - Regular Fit									
Sizes	XS	S	M	L	XL	2XL	3XL	4XL	5XL
½ Chest (cm)	46	49	53	57	61	65	69	73	77



Navy



Red



Black



Charcoal



RI-JAC - RIDGEBACK JACKET

Features: Zipper chest pockets 2 Horizontal panel design 2 Double top-stitching 2 Adjustable cuffs with studs 2 Waistband 2 Weltd outer pockets 2 Rivet details 2 Lightweight padding with lining 2 Embroidery access

Fabrication: 290g Poly Cotton canvas outer fabric

Branding:

E

Mens Jacket - Regular Fit								
Sizes	S	M	L	XL	2XL	3XL	4XL	5XL
½ Chest (cm)	57	61	65	69	73	77	81	85



Navy



Black





Royal/White



Navy/White



Black/White



BRT399 - BRT CHROME JACKET

Features: Inner Polyester lining with padding 2 Removable hood with toggle detail
2 Elasticated cuff with tab 2 Raglan sleeves with contrast insert panels
2 Inseam pockets with zips 2 BRT Branding 2 Contrast piping on storm flap

Fabrication: 120g 100% Polyester coated Oxford fabric

Branding:

E



Adults - Comfort Fit									
Sizes	XS	S	M	L	XL	2XL	3XL	4XL	5XL
½ Chest (cm)	50	54	58	62	66	70	74	78	82



Navy



Red



Black



BEA-JAC - BEACON JACKET

Features: Zip-off padded hood 2 Wind resistant 2 Robust jacket with quilted padding 2 Storm flap 2 Front chest pockets with studs 2 Two front pockets with double entry 2 Adjustable velcro tabs on the cuffs 2 Reflective tape for high-visibility 2 Designed to allow for easy embroidery access 2 Red is a new colourway

Fabrication: 180g 100% Polyester outer with water-resistant finish

Branding:

E

BARRON Jacket - Regular Fit								
Sizes	S	M	L	XL	2XL	3XL	4XL	5XL
½ Chest (cm)	56	60	64	68	72	76	80	84



Navy



Black



Safety Yellow



Safety Orange

BAR-JAC - BARRICADE JACKET

Features: Removable sleeves 2 Inner zip for embroidery access 2 ID Pocket 2 Removable sleeves 2 Welt side pocket 2 Chest pockets 2 Sleeve pocket 2 Ribbed hem and cuffs 2 Reinforced seams 2 Bar-tacking finish on all pressure points for a high quality work wear garment 2 Water resistant coating 2 Contrast 220g micro fleece lining

Fabrication: 180g 100% Coated Polyester Oxford fabric

Branding:

E **SP** **HP**

BARRON Jacket - Regular Fit								
Sizes	S	M	L	XL	2XL	3XL	4XL	5XL
½ Chest (cm)	58	62	66	70	74	78	82	86

MAX-JAC - MENS MAX JACKET

Features: Fully lined 2 Fully padded 2 Chunky plastic zip opening 2 Welt pockets
2 Elasticated cuffs at sleeves 2 One piece collar with top-stitching
2 Royal, Bottle, Red and Maroon are new colour additions
Fabrication: 65g 100% Polyester outer fabric
Branding:

E

MATCHING KIDS AVAILABLE PG.502

Mens Jacket - Comfort Fit								
Sizes	S	M	L	XL	2XL	3XL	4XL	5XL
½ Chest (cm)	55	60	65	70	75	80	85	90



Royal



Bottle



Navy



Red



Black



Maroon



LMAX-JAC - LADIES MAX JACKET

Features: One piece collar with top-stitching 2 Elasticated sleeve cuff opening
2 Chunky front plastic zip opening 2 Front princess panels for shape
2 Front welt pockets 2 Fully lined and fully padded

Fabrication: 65g 100% Polyester outer fabric

Branding:

E

NEW

Ladies Jacket - Regular Fit									
Sizes	XS	S	M	L	XL	2XL	3XL	4XL	5XL
½ Chest (cm)	48	52	56	60	64	68	71	75	79



BO-JAC - MENS HI-TECH BOMBER JACKET

Features: Water and wind resistant 2 Padded and lined 2 Embroidery access
2 Slanted welt pockets 2 Contrast piping detail across the chest
2 Adjustable Velcro sleeve tabs
Fabrication: 195g 100% Coated Polyester outer fabric

Branding:

E

Mens Jacket - Comfort Fit								
Sizes	S	M	L	XL	2XL	3XL	4XL	5XL
½ Chest (cm)	55	60	65	70	75	80	85	90



Navy



Black



Stone



LBO-JAC - LADIES HI-TECH BOMBER JACKET

Features: Water and wind resistant 2 Medium weight padding and lining 2 Stylish ladies8 fit
2 Curved side panels 2 Contrast piping 2 Side pockets 2 Adjustable velcro cuffs
Fabrication: 195g 100% Coated Polyester outer fabric

Branding:

E

Ladies Jacket - Regular Fit								
Sizes	S	M	L	XL	2XL	3XL	4XL	5XL
½ Chest (cm)	52	56	60	64	68	71	75	79



Navy



Black



Stone





TR-JAC - MENS TRADE JACKET

Features: Longer length 2 Medium weight 2 Padded jacket 2 Concealed hood
2 Elasticated cuffs with velcro tabs 2 Side pockets with bar-tacking
2 Reinforced entry 2 Horizontal chest flap concealing a zippered pocket
on the right side 2 Water and wind resistant 2 Double top-stitching

Fabrication: 195g Coated Polyester outer fabric

Branding:

E

SP

HP

Mens Jacket - Regular Fit								
Sizes	S	M	L	XL	2XL	3XL	4XL	5XL
½ Chest (cm)	56	60	64	68	72	76	80	84



Royal

Bottle

Navy



Red

Black

Grey



LTR-JAC - LADIES TRADE JACKET

Features: Fully padded 2 Concealed hood 2 Elasticated cuffs with velcro tabs
2 Side pockets with bar-tacking 2 Concealed front zip 2 Wind and water resistant
2 Feminine cut

Fabrication: 195g Coated Polyester outer fabric

Branding:

E

SP

HP

Ladies Jacket - Regular Fit								
Sizes	XS	S	M	L	XL	2XL	3XL	4XL
½ Chest (cm)	48	52	56	60	64	68	71	75



Royal

Bottle

Navy



Red

Black

Grey





CA-JAC - MENS CAPRI JACKET

Features: Padded jacket 2 Full zip front 2 Side pockets 2 Top-stitching throughout 2 Breathable fabric 2 Zip opening in lining panel for embroidery access 2 Water and wind resistant 2 Padded and lined 2 Contrast insert panels and zipper

Fabrication: 200g Coated Polyester outer fabric

Branding:



Mens Jacket - Regular Fit								
Sizes	S	M	L	XL	2XL	3XL	4XL	5XL
½ Chest (cm)	56	60	64	68	72	76	80	84



Navy/Airforce Blue



Black/Charcoal



Black/Lime

LCA-JAC - LADIES CAPRI JACKET

Features: Contrast insert panels and zip 2 Funnel neck collar with inner fleece 2 Top-stitching throughout 2 Contrast panels 2 Embroidery access 2 Water and wind resistant 2 Feminine cut 2 Padded and fully lined

Fabrication: 200g Coated Polyester outer fabric

Branding:



Ladies Jacket - Regular Fit									
Sizes	XS	S	M	L	XL	2XL	3XL	4XL	5XL
½ Chest (cm)	48	52	56	60	64	68	71	75	79



Navy/Airforce Blue



Black/Charcoal



Black/Lime







ROCH-JAC - MENS ROCHFORT JACKET

Features: Lightweight padded jacket 2 Fully lined 2 Diamond quilting on body 2 Funnel neck collar with binding finish 2 Welt pockets 2 Front Yoke - not quilted 2 Inverted zip with a rubber zip puller 2 Steel Grey is a new colour addition

Fabrication: 100g 100% Polyester

Branding:

E

Mens Jacket - Regular Fit								
Sizes	S	M	L	XL	2XL	3XL	4XL	5XL
½ Chest (cm)	56	60	64	68	72	76	80	84



Navy



Black



Steel Grey

LROCH-JAC - LADIES ROCHFORT JACKET

Features: Lightweight padded jacket 2 Fully lined 2 Diamond quilting on body 2 Funnel neck collar with binding finish 2 Welt pockets 2 Front Yoke - not quilted 2 Inverted zip with a rubber zip puller 2 Steel Grey is a new colour addition 2 Longer Curved back hem

Fabrication: 100g 100% Polyester

Branding:

E

Ladies Jacket - Regular Fit									
Sizes	XS	S	M	L	XL	2XL	3XL	4XL	5XL
½ Chest (cm)	48	52	56	60	64	68	71	75	79



COL-JAC - MENS COLORADO JACKET

Features: Contrast inverted Nylon zip at front 2 Front and Back yoke panels 2 Slanted front welt pockets with bar-tacks for durability 2 BARRON branded zip puller 2 Fully lined and padded for comfort and warmth 2 Quilting stitching detail on body and sleeves 2 Mélange main body with solid coated fabric at collar, sleeves and yokes 2 Dual fabric integrated design

Fabrication: 250g 100% Polyester outer main body

Branding:

E

NEW

Mens Jacket - Regular Fit								
Sizes	S	M	L	XL	2XL	3XL	4XL	5XL
½ Chest (cm)	58	62	66	70	74	78	82	86



Navy Mélange/Black



Charcoal Mélange/Black



LCOL-JAC - LADIES COLORADO JACKET

Features: Contrast inverted Nylon zip at front 2 Front and Back yoke panels 2 Slanted front welt pockets with bartacks for durability 2 BARRON branded zip puller 2 Fully lined and padded for comfort and warmth 2 Quilting stitching detail on body and sleeves 2 Mélange main body with solid coated fabric at collar, sleeves and yokes 2 Dual fabric integrated design

Fabrication: 250g 100% Polyester outer main body

Branding:

E

NEW

Ladies Jacket - Regular Fit										
Sizes	XS	S	M	L	XL	2XL	3XL	4XL	5XL	
½ Chest (cm)	48	52	56	60	64	68	71	75	79	



Navy Mélange/Black



Charcoal Mélange/Black







MCOP-JAC - MENS COOPER JACKET

Features: Adjustable elasticated cuffs with velcro tabs 2 Inner cell phone pocket
2 Fully lined inner and padded inner 2 Zippered pockets 2 Removable hood
2 Hood with drawcord and toggle 2 Contrast bar-tack details at pockets
and on zip pullers
Fabrication: 150g 100% Coated Polyester
Branding:

E

Mens Jacket - Regular Fit								
Sizes	S	M	L	XL	2XL	3XL	4XL	5XL
½ Chest (cm)	58	62	66	70	74	78	82	86



Navy/Silver



Black/Silver



LCOP-JAC - LADIES COOPER JACKET

Features: Adjustable elasticated cuffs with velcro tabs 2 Inner cell phone pocket
2 Fully lined inner and padded inner 2 Zippered pockets 2 Removable hood
2 Contrast bar-tack details at pockets and on zip pullers
2 Hood with drawcord and toggle
Fabrication: 150g 100% Coated Polyester

Branding:

E

Ladies Jacket - Regular Fit									
Sizes	XS	S	M	L	XL	2XL	3XL	4XL	5XL
½ Chest (cm)	48	52	56	60	64	68	71	75	79



Navy/Silver



Black/Silver



ST-JAC - MENS STUDIO JACKET

Features: Quilted 2 Medium weight 2 Padded 2 Bar-tacked side pockets 2 Zip-off hood and hem with drawcord and toggle 2 Water and wind resistant 2 Double top-stitching on side panels 2 Embroidery access 2 Charcoal is a new colour addition

Fabrication: 80g 100% Coated Polyester fabric

Branding:



Mens Jacket - Regular Fit								
Sizes	S	M	L	XL	2XL	3XL	4XL	5XL
½ Chest (cm)	58	62	66	70	74	78	82	86

LST-JAC - LADIES STUDIO JACKET

Features: Quilted 2 Medium weight 2 Padded 2 Shaped side panels for feminine fit 2 Bar-tacked side pockets 2 Zip-off hood and hem with drawcord and toggle 2 Water and wind resistant 2 Double top-stitching on side panels 2 Embroidery access 2 Charcoal is a new colour addition

Fabrication: 80g 100% Coated Polyester fabric

Branding:



Ladies Jacket - Regular Fit									
Sizes	XS	S	M	L	XL	2XL	3XL	4XL	5XL
½ Chest (cm)	48	52	56	60	64	68	71	75	79



Royal



Navy



Black



Charcoal



Royal



Navy



Black



Charcoal





REG-JAC - MENS REGENT JACKET

Features: Fully padded 2 Fully lined 2 Elasticated cuffs with velcro tab 2 Contrast panels on the collar, shoulder and sleeves 2 Embroidery access 2 Inseam pockets with bar-tacks
2 Front Nylon zip opening

Fabrication: 240g 100% Coated Polyester

Branding:



Mens Jacket - Regular Fit								
Sizes	S	M	L	XL	2XL	3XL	4XL	5XL
½ Chest (cm)	56	60	64	68	72	76	80	84



Navy/Airforce Blue



Black/Red



Charcoal/Black

LREG-JAC - LADIES REGENT JACKET

Features: Fully padded 2 Fully lined 2 Elasticated cuffs with velcro tab 2 Contrast panels on the collar, shoulder and sleeves 2 Embroidery access 2 Inseam pockets with bar-tacks
2 Front Nylon zip opening 2 Feminine cut

Fabrication: 240g 100% Coated Polyester

Branding:



Ladies Jacket - Regular Fit									
Sizes	XS	S	M	L	XL	2XL	3XL	4XL	5XL
½ Chest (cm)	48	52	56	60	64	68	71	75	79



Navy/Airforce Blue



Black/Red



Charcoal/Black







ORL-JAC - MENS ORLANDO JACKET

Features: Urban bomber style jacket with rib knit collar 2 Fitted rib knit sleeve cuffs for comfortable fit 2 Front yoke panel detail 2 Side welt pockets with metallic snap closure 2 Front Nylon zip opening 2 Sleeve pocket with zip closure 2 Fully padded and lined with quilting design

Fabrication: 170g 100% Polyester Outer

Branding:

E

NEW

Mens Jacket - Regular Fit								
Sizes	S	M	L	XL	2XL	3XL	4XL	5XL
½ Chest (cm)	56	60	64	68	72	76	80	84



LORL-JAC - LADIES ORLANDO JACKET

Features: Urban ladies bomber style jacket with rib knit collar 2 Fitted rib knit sleeve cuffs for comfortable fit 2 Front yoke panel detail 2 Side welt pockets with metallic snap closure 2 Front Nylon zip opening 2 Sleeve pocket with zip closure 2 Fully padded and lined with quilting design

Fabrication: 170g 100% Polyester Outer

Branding:

E

NEW

Ladies Jacket - Regular Fit									
Sizes	XS	S	M	L	XL	2XL	3XL	4XL	5XL
½ Chest (cm)	48	52	56	60	64	68	71	75	79





3-1-JAC - MENS 3-IN-1 JACKET

Features: Outside Jacket: Concealed zip-off hood with Nylon Airtex wind resistant lining 2 Zippered storm flap 2 Welted outer pockets 2 Inner pockets 2 Cellphone pouch 2 Water resistant 2 Lightweight 2 Removable fleece inner jacket: Inner and outer pockets 2 Shock cord with toggles 2 Superior chunky Nylon zippers 2 Heavy-lined full jacket

Fabrication: 120g 100% Polyester fabric, inner jacket in micro polar fleece fabric

Branding:



Mens Jacket - Regular Fit - Inner Jacket								
Sizes	S	M	L	XL	2XL	3XL	4XL	5XL
½ Chest (cm)	53	56	59	62	65	68	72	76



Navy/Silver



Black/Cobalt



Black/Silver



Sky/Navy



L3-1-JAC - LADIES 3-IN-1 JACKET

Features: Removable polar fleece inner jacket 2 Lightweight outer 2 Heavy-lined full jacket
2 Shaped feminine fit with contrast side panels 2 Outer jacket is water resistant
2 Outer jacket: Concealed zip-off hood 2 Storm flap 2 Weltd side pockets
2 Shock cord 2 Wind resistant Airtex lining

Fabrication: 120g 100% Polyester fabric outer, inner jacket in micro polar fleece fabric

Branding:

E HP

Ladies Jacket - Regular Fit - Inner Jacket									
Sizes	XS	S	M	L	XL	2XL	3XL	4XL	5XL
½ Chest (cm)	45	49	53	57	61	65	69	73	77



Navy/Silver



Black/Cobalt



Black/Silver



Sky/Navy





SF-JAC - MENS STRATFORD JACKET

Features: Quilted 2 Breathable ultra-soft padding 2 Elasticated binding on cuffs and hem 2 Inseam pockets with invisible zips 2 Funnel neck collar 2 Folds into a small carry bag 2 Water and wind resistant 2 Tonal Nylon full front zip with twill tape puller

Fabrication: 55g 100% Nylon outer fabric with lining

Branding:



Mens Jacket - Regular Fit									
Sizes	XS	S	M	L	XL	2XL	3XL	4XL	5XL
½ Chest (cm)	50	54	58	62	66	70	74	78	82



Navy



Black

LSF-JAC - LADIES STRATFORD JACKET

Features: Quilted 2 Breathable ultra-soft padding 2 Elasticated binding on cuffs 2 Inseam pockets with invisible zips 2 Funnel neck collar 2 Folds into a small carry bag 2 Water and wind resistant 2 Tonal Nylon full front zip with twill tape puller

Fabrication: 55g 100% Nylon outer fabric with lining

Branding:



Ladies Jacket - Regular Fit									
Sizes	XS	S	M	L	XL	2XL	3XL	4XL	5XL
½ Chest (cm)	46	49	53	57	61	65	69	73	77



Navy



Black





MEL-JAC - MENS MELBOURNE JACKET

Features: Funnel collar with binding finish 2 Raglan sleeves have elasticated binding detail 2 Inverted Nylon zip front opening 2 Inseam side pockets with zip opening 2 Hybrid styling combining 2 styles into 1 2 Front and back quilted body with breathable ultra-soft padding 2 4-way stretch soft shell sleeves, sides, yoke and collar

Fabrication: 55g 100% Nylon body with Poly Spandex softshell

Branding:

E

NEW

Mens Jacket - Regular Fit								
Sizes	S	M	L	XL	2XL	3XL	4XL	5XL
½ Chest (cm)	54	58	62	66	70	74	78	82



Navy



Black



LMEL-JAC - LADIES MELBOURNE JACKET

Features: Funnel collar with binding finish 2 Raglan sleeves have elasticated binding detail 2 Inverted Nylon zip front opening 2 Inseam side pockets with zip opening 2 Hybrid styling combining 2 styles into 1 2 Front and back quilted body with breathable ultra-soft padding 24-way stretch soft shell sleeves, sides, yoke and collar 2 Shaped side panels for fit

Fabrication: 55g 100% Nylon body with Poly Spandex soft-shell

Branding:

E

NEW

Ladies Jacket - Regular Fit									
Sizes	XS	S	M	L	XL	2XL	3XL	4XL	5XL
½ Chest (cm)	46	49	53	57	61	65	69	73	77



NAS-JAC - MENS NASHVILLE 3-IN-1 JACKET

Features: This water and wind resistant outer jacket features a removable fleece inner that can be worn on its own 2 Outer can also be worn as a lightweight jacket on its own 2 Versatile fold away hood on outer 2 Front storm flap with zip and velcro closure 2 Both inner and outer jackets have in seam pockets 2 Outer jacket boasts adjustable velcro tabs for comfortable fit 2 Sleek panelled styling on both inner and outer jackets

Fabrication: 250g 100% Polyester coated outer with Airtex mesh lining
Inner: 240g 100% Polyester micro fleece

Branding:

E								NEW
Mens Jacket - Regular Fit - Inner								
Sizes	S	M	L	XL	2XL	3XL	4XL	5XL
½ Chest (cm)	53	56	59	62	65	68	72	76



Navy/Charcoal



Black/Charcoal



LNAS-JAC - LADIES NASHVILLE 3-IN-1 JACKET

Features: This water and wind resistant outer jacket features a removable fleece inner that can be worn on its own 2 Outer can also be worn as a lightweight jacket on its own 2 Versatile fold away hood on outer 2 Front storm flap with zip and velcro closure 2 Both inner and outer jackets have in seam pockets 2 Outer jacket boasts adjustable velcro tabs for comfortable fit 2 Sleek panelled styling on both inner and outer jackets

Fabrication: 250g 100% Polyester coated outer with Airtex mesh lining
Inner: 240g 100% Polyester micro fleece

Branding:

E

NEW

Ladies Jacket - Regular Fit - Inner

Sizes	XS	S	M	L	XL	2XL	3XL	4XL	5XL
½ Chest (cm)	45	49	53	57	61	65	69	73	77



Navy/Charcoal



Black/Charcoal







4-1-JAC - MENS 4-IN-1 JACKET

Features: Lightweight outer 2 Zip-off hood 2 Airtex lining 2 Water and wind resistant 2 Storm flap 2 Zippered inner and outer pockets 2 Reversible polar fleece body warmer
Fabrication: 190g Outer jacket Nylon fabric. Reversible body warmer with coated Polyester outer and 230g inner fleece

Branding:

E SP HP

Mens Jacket - Regular Fit - Inner Jacket								
Sizes	S	M	L	XL	2XL	3XL	4XL	5XL
½ Chest (Inner) (cm)	54	57	60	63	66	69	73	77



Navy/Blue



Red/Black



Black/Grey



L4-1-JAC - LADIES 4-IN-1 JACKET

Features: Lightweight outer 2 Zip-off hood 2 Airtex lining 2 Storm flap 2 Zippered inner and outer pockets 2 Reversible polar fleece body warmer 2 Shaped feminine fit with contrast panels 2 Water and wind resistant
Fabrication: 190g Outer jacket Nylon fabric. Reversible body warmer with coated Polyester outer and 230g inner fleece

Branding:

E SP HP

Ladies Jacket - Regular Fit - Inner Jacket									
Sizes	XS	S	M	L	XL	2XL	3XL	4XL	5XL
½ Chest (cm)	46	50	54	58	62	66	70	74	78



Red/Black



Black/Grey





ON

BODY WARMERS

When it's too warm for a coat and not warm enough to not wear a jacket, then a body warmer is the perfect fit for you. It is practical for beating the cold whilst on site and still looking the part. Tell your brand story and discover our wide range of stylish and comfortable bodywarmers - from fully-padded brushed polyester to lightweight reversible.

AMP-JAC - AMPLIFY REVERSIBLE BODYWARMER

Features: Funnel neck collar 2 This jacket boasts a sleeveless design with elasticated armhole binding 2 Front yoke panel detail 2 Slanted welt pockets on inner and outer jacket 2 Fully reversible 2-in-1 bodywarmer design 2 Contrast inverted Nylon zip with reversible slider 2 Lightweight padding

Fabrication: 240g Inner jacket is 100% Polyester micro fleece 100g Outer fabric 100% Polyester with peach finish

Branding:



NEW

Bodywarmer - Unisex Fit									
Sizes	XS	S	M	L	XL	2XL	3XL	4XL	5XL
½ Chest (cm)	51	54.5	58	61.5	65	68.5	72	75.5	79





BO - MENS BODYWARMER

Features: Fully padded and lined 2 Full zip front 2 Inseam pockets with zip opening 2 Quilted padding with top-stitching 2 Polar fleece collar trim 2 Wind and water resistant outer fabric 2 Embroidery access

Fabrication: 85g 100% Coated Polyester

Branding:



Mens Jacket - Regular Fit									
Sizes	XS	S	M	L	XL	2XL	3XL	4XL	5XL
½ Chest (cm)	51	54.5	58	61.5	65	68.5	72	75.5	79



Navy



Red



Cobalt



Black

L-BO - LADIES BODYWARMER

Features: Fully padded and lined 2 V-shaped quilting on front and back body 2 Inseam pockets with zip opening 2 Extended back length 2 Funnel neck collar with inner fleece 2 Feminine shape 2 Embroidery access

Fabrication: 85g 100% Coated Polyester

Branding:



Ladies Jacket - Regular Fit									
Sizes	XS	S	M	L	XL	2XL	3XL	4XL	5XL
½ Chest (cm)	48	52	56	60	64	68	71	75	79



Navy



Red



Cobalt



Black





BO-MID - MIDLAND BODYWARMER

Features: Front inverted Nylon zip with metal zip puller 2 Side pockets with zip closure 2 Tonal top-stitching at front yoke, front and back body panels 2 Elasticated binding at armhole, collar and hem 2 Funnel neck collar 2 Inner neck binding

Fabrication: 280g 100% Polyester mélange

Branding:

E

Mens Jacket - Regular Fit									
Sizes	XS	S	M	L	XL	2XL	3XL	4XL	5XL
½ Chest (cm)	51	54.5	58	61.5	65	68.5	72	75.5	79



Navy Mélange



Charcoal Mélange



FI-JAC - FISHING JACKET

Features: Two chest pockets with subdivisions 2 Inner pockets with water protectors
2 Zippered front pockets 2 Multi-purpose action garment 2 Full front zip
Fabrication: 210g 100% Cotton twill fabric


Branding:

E **SP** **HP**

Mens Jacket - Easy Fit								
Sizes	S	M	L	XL	2XL	3XL	4XL	5XL
½ Chest (cm)	55	58	61	64	67	70	73	76



Khaki



Mesh pocket




Navy



D-ring



Zip pockets



Chest pocket and D-ring

WES-JAC - MENS WESTFIELD JACKET

Features: Folds into a small carry bag 2 Lightweight 2 Ultra-soft padding
2 Complements the Stratford Jacket 2 Elasticated armholes and hemline
2 Quilted body 2 Two inseam zip pockets 2 Front Nylon zip
Fabrication: 55g 100% Nylon

Branding:



Mens Jacket - Unisex Fit								
Sizes	S	M	L	XL	2XL	3XL	4XL	5XL
½ Chest (cm)	54.5	58	61.5	65	68.5	72	75.5	79



Navy



Black



LWES-JAC - LADIES WESTFIELD JACKET

Features: Funnel padded collar design 2 Sleeveless bodywarmer with elasticated binding finish 2 Princess panels for a feminine fit 2 Two inseam zip pockets 2 Folds into a small carry bag 2 Lightweight with ultra soft padding 2 Curved longer length at back for a flattering fit 2 Quilted body

Fabrication: 55g 100% Nylon

Branding:

E

NEW

Body warmer - Regular Fit									
Sizes	XS	S	M	L	XL	2XL	3XL	4XL	5XL
½ Chest (cm)	48	52	56	60	64	68	71	75	79



Navy



Black



A man with short brown hair and a beard is looking off to the side. He is wearing a red zip-up fleece vest over a grey button-down shirt. The background is a large glass window with a grid pattern, showing a blue sky and some foliage outside.

ON

SWEATERS & FLEECE

BARRON fleece is your winter essential: cosy, comfortable, soft to the touch and tailored for the perfect fit, with a range of zip-on and zip-off sleeves for unpredictable weather days.



NEWB-BO - NEWBURY FLEECE

Features: Dropped shoulders 2 Funnel collar 2 Sleeveless design 2 Inseam pockets
2 Cover-seam top-stitching on all panels 2 Front Nylon zip

Fabrication: 240g 100% Polyester Anti-pill micro fleece

Branding:

E

BARRON Sleeveless - Unisex Fit

Sizes	XS	S	M	L	XL	2XL	3XL	4XL	5XL
½ Chest (cm)	52	55	58	61	64	67	70	73	76



Royal



Navy



Black



Red





Navy



Black



Khaki

BF-APE - APEX FLEECE

Features: Double top-stitching on neck yoke 2 Single top-stitched side panels on front and back 2 Side pockets with zip closure 2 Elasticated cuff binding 2 Unisex jacket 2 Full zip with inner storm flap

Fabrication: 345g Bonded fleece fabric

Branding:

E

BARRON Fleece - Comfort Fit

Sizes	S	M	L	XL	2XL	3XL	4XL	5XL
½ Chest (cm)	57	60	63	66	69	72	75	78

MI-HYB - MENS HYBRID FLEECE

Features: Funnel neck collar 2 Inseam pockets 2 Cover-seam stitch on front yoke
2 Double top-stitched hems 2 Matching Nylon-zip 2 Charcoal Heather and Bottle
are new colourways
Fabrication: 300g 100% Anti-pill Polyester micro fleece

Branding:

E

MATCHING KIDS AVAILABLE PG.497

BARRON Fleece - Regular Fit									
Sizes	XS	S	M	L	XL	2XL	3XL	4XL	5XL
½ Chest (cm)	52	55	58	61	64	67	70	73	76



LMI-HYB - LADIES HYBRID FLEECE

Features: Funnel neck collar 2 Inseam pockets 2 Cover-seam stitching on shoulder panels
2 Double top-stitched hems 2 Nylon zip with metal zip puller 2 Elasticated sleeve hem
2 Set-in sleeves 2 Charcoal Heather and Bottle are new colourways
Fabrication: 300g 100% Anti-pill Polyester micro fleece

Branding:

E

Ladies Fleece - Tapered Fit									
Sizes	XS	S	M	L	XL	2XL	3XL	4XL	5XL
½ Chest (cm)	42	46	50	54	58	62	66	70	74





MI-ES - MENS ESSENTIAL MICRO FLEECE

Features: Brass ¼ zip 2 Zippered pockets 2 Shaped side panels 2 Top-stitching
2 Elasticated cuffs

Fabrication: 300g 100% Anti-pill Polyester micro fleece

Branding:

E

MATCHING KIDS AVAILABLE PG.498

BARRON Fleece - Comfort Fit									
Sizes	XS	S	M	L	XL	2XL	3XL	4XL	5XL
½ Chest (cm)	54	57	60	63	66	69	72	75	78



Bottle



Navy



Red



Black



LMI-ES - LADIES ESSENTIAL MICRO FLEECE

Features: Silver ¼ zip 2 Zippered pockets 2 Feminine fit 2 Top-stitching 2 Shaped side panels and slim-finish 2 Elasticated cuffs

Fabrication: 300g 100% Anti-pill Polyester micro fleece

Branding:

E

Ladies Fleece - Regular Fit									
Sizes	XS	S	M	L	XL	2XL	3XL	4XL	5XL
½ Chest (cm)	46	50	54	58	62	66	70	74	78



Bottle



Navy



Red



Black



MI-UL - MENS ULTRA MICRO FLEECE WITH ZIP-OFF SLEEVES

Features: Zip-off sleeves 2 Elasticated binding on the cuffs 2 Two side pockets
2 Full zip 2 Easy care garment 2 Shock cord and cord lock in hem and pockets

Fabrication: 250g 100% Anti-pill Polyester micro fleece

Branding:

E

BARRON Fleece - Comfort Fit								
Sizes	S	M	L	XL	2XL	3XL	4XL	5XL
½ Chest (cm)	57	60	63	66	69	72	75	78



Royal



Navy



Red



Black



Grey



Khaki





LMI-UL - LADIES ULTRA MICRO FLEECE WITH ZIP-OFF SLEEVES

Features: Zip-off sleeves 2 Elasticated binding on the cuffs 2 Two side pockets 2 Full zip
2 Feminine fit 2 Easy care garment
Fabrication: 250g 100% Anti-pill Polyester micro fleece

Branding:

E

Ladies Fleece - Regular Fit									
Sizes	XS	S	M	L	XL	2XL	3XL	4XL	5XL
½ Chest (cm)	46	50	54	58	62	66	70	74	78



Royal



Navy



Red



Black



Grey



Khaki



KNO-JAC - KNOX JACKET

Features: Contrast funnel neck collar in woven fabric 2 Set in long sleeves with double stitched hem 2 Contrast front and back yoke 2 Kangaroo pocket with double needle stitching 2 Contrast Nylon inverted zip at front 2 Double-needle top-stitching throughout 2 Ultra-soft mélange knitted fleece with brushed inner

Fabrication: 250g 100% Polyester Cationic Fleece

Branding:

E

NEW

BARRON Fleece - Regular Fit								
Sizes	S	M	L	XL	2XL	3XL	4XL	5XL
½ Chest (cm)	55	58	61	64	67	70	73	76



Royal Mélange/Black



Grey Mélange/Black



Charcoal Mélange/Black





Navy/White



Black/Red



Silver/Black



BRT413 - BRT ENDURANCE SLEEVELESS HOODY

Features: Sleeveless design 2 Kangaroo pockets 2 Contrast flat drawcord 2 Rib hem and armholes 2 Contrast inner hood lining 2 Zip up front 2 BRT Branding 2 Brushed inner fabric
Fabrication: 260g 100% Polyester piqué knit

Branding:



NEW

Adults - Regular Fit

Sizes	XS	S	M	L	XL	2XL	3XL	4XL	5XL
1/2 Chest (cm)	49	52	55	58	61	64	67	70	73



Navy



White



Black



Ice Mélange

SW-BEC - BECKHAM HOODED SWEATER

Features: Basic long sleeve hoodie design 2 Kangaroo pocket with tonal cover seam stitching 2 Tonal ribbing on cuff and hem 2 Tonal chunky drawcord with silver eyelets Two piece hood with single jersey inner lining 2 Mélange colourway is a Poly Cotton blend
Fabrication: 240g 100% Cotton with brushed inner
Branding:

E

SP

HP

NEW

BARRON Sweater - Regular Fit								
Sizes	S	M	L	XL	2XL	3XL	4XL	5XL
½ Chest (cm)	55	58	61	64	67	70	73	76





Royal



Navy



Red



Black



White

SW-BRI - BRIGHTON HOODED SWEATER

Features: Brushed inner fabric 2 Front Nylon zip with metal zip puller 2 Kangaroo pockets
2 Two-piece lined hood with matching drawcord 2 Self fabric cuff at sleeve and hem
2 Inner matching neck tape 2 Tonal cover-seam stitching on the armhole, pocket and cuffs
2 Contrast flat drawcord

Fabrication: 240g 65/35 Cotton rich brushed fleece

Branding:

E **SP** **HP**

MATCHING KIDS AVAILABLE PG.499

BARRON Sweater - Regular Fit									
Sizes	XS	S	M	L	XL	2XL	3XL	4XL	5XL
½ Chest (cm)	52	55	58	61	64	67	70	73	76





Royal



Navy



Black



Maroon

SW-RYD - RYDER HOODED SWEATER

Features: Front Nylon zip 2 Kangaroo pockets 2 Rib at hem and sleeves
2 Two-piece fully lined hood 2 Drawcord tunneled through hood

Fabrication: 240g 70/30 Cotton rich brushed Mélangé fabric

Branding:

E SP HP

BARRON Sweater - Regular Fit										
Sizes	XS	S	M	L	XL	2XL	3XL	4XL	5XL	
½ Chest (cm)	52	55	58	61	64	67	70	73	76	





Navy/ White



Red/Black



White/Royal



Black/White

SW-TRA - TRACTION JACKET

Features: Brushed inner fabric 2 Front inverted Nylon zip with metal zip puller
2 Side pockets 2 Contrast insert panels at collar, shoulder and sleeve
2 Self-fabric cuff at sleeve and hem 2 Funnel neck collar
2 Contrast inner neck binding 2 Set-in sleeves

Fabrication: 220g 100% Polyester Tricot

Branding:

E **SP** **HP**

BARRON Fleece - Regular Fit										
Sizes	XS	S	M	L	XL	2XL	3XL	4XL	5XL	
½ Chest (cm)	52	55	58	61	64	67	70	73	76	





Navy/White



Red/Black



White/Royal



Black/Lime

SW-TRAC - TRACK HOODED SWEATER

Features: Twill tape on inner neckline 2 Side contrast panels 2 Three-piece fully-lined hood with eyelets and drawcord 2 Inseam pockets 2 Rib on hem and sleeves 2 Single top-stitching on all panels

Fabrication: 250g 100% Brushed Polyester

Branding:

E

SP

HP

BARRON Sweater - Regular Fit										
Sizes	XS	S	M	L	XL	2XL	3XL	4XL	5XL	
½Chest (cm)	52	55	58	61	64	67	70	73	76	





Navy



Black

**BRT394 - BRT BOLTON HOODIE**

Features: High quality finish 2 Kangaroo pockets 2 Full centre front zip

Fabrication: 260g 100% Polyester brushed sports knit

Branding:

E **SP** **HP**



Adults - Regular Fit

Sizes	XS	S	M	L	XL	2XL	3XL	4XL	5XL
½ Chest (cm)	49	52	55	58	61	64	67	70	73





Navy Mélange/Black



Red Mélange/Black



Charcoal Mélange/Black

SW-JKS - JACKSON SWEATER

Features: Collar with self-fabric binding detail on edge 2 Dropped shoulders 2 Side pockets and chest pocket with zip entry 2 Cover-seam stitching detail throughout 2 Full front contrast inverted zip opening 2 Unique two tone mélange knitted style

Fabrication: 280g 100% Polyester single jersey knit

Branding:

E

NEW

Mens Jacket - Regular Fit								
Sizes	S	M	L	XL	2XL	3XL	4XL	5XL
½ Chest (cm)	53	57	61	65	69	73	77	81





KEN-JAC - KENT SWEATER

Features: Brushed inner fabric 2 Front inverted Nylon zip with metal zip puller 2 Side pockets with zip closure 2 Tonal top-stitching at front and back yoke, collar and sleeve 2 Contrast fabric at front and back shoulder panel 2 Elasticated binding at hem and sleeve hem 2 Funnel neck collar 2 Inner neck binding 2 Set-in sleeves

Fabrication: 280g 100% Polyester mélange

Branding:

E

Mens Jacket - Easy Fit									
Sizes	XS	S	M	L	XL	2XL	3XL	4XL	5XL
½ Chest (cm)	52	55	58	61	64	67	70	73	76

SW-ALP - MENS ALPINE SWEATER

Features: Brushed inner 2 Crew neckline with tonal ribbing 2 Raglan sleeves 2 Tonal rib cuff at sleeve and hem 2 Contrast top-stitching at raglan seams, hem and sleeve hem

Fabrication: 240g Cotton rich brushed fleece

Branding:

E

SP

HP

BARRON Sweater - Regular Fit									
Sizes	XS	S	M	L	XL	2XL	3XL	4XL	5XL
½ Chest (cm)	52	55	58	61	64	67	70	73	76



Royal



Red



Navy



White



Black



Silver



LSW-ALP - LADIES ALPINE SWEATER

Features: Crew neckline with tonal ribbing 2 Raglan sleeve styling 2 Brushed inner for added comfort and warmth 2 Figure-flattering fit 2 Tonal rib cuff at sleeve and hem 2 Contrast top-stitching throughout

Fabrication: 240g Cotton rich brushed fleece

Branding:

E

SP

HP

NEW

Ladies Fleece - Tapered Fit									
Sizes	XS	S	M	L	XL	2XL	3XL	4XL	5XL
½ Chest (cm)	42	46	50	54	58	62	66	70	74



Navy



Black



Silver





BRT318 - PERFORMANCE HOODIE

Features: High quality finish 2 Kangaroo pockets 2 Flat tonal drawcord 2 BRT Branding

Fabrication: 260g 100% Polyester brushed sports knit

Branding:

E

SP

HP



MATCHING KIDS AVAILABLE PG.500

Adults - Regular Fit									
Sizes	XS	S	M	L	XL	2XL	3XL	4XL	5XL
½ Chest (cm)	49	52	55	58	61	64	67	70	73



Royal



Bottle



Navy



White



Black



Silver



SW-HAR - MENS HARVARD HOODY

Features: Raglan styling 2 Inverted zips 2 Heavy weight hoody 2 Urban-collegiate look 2 Contrast colour detailing on zip, piping and inner hood 2 Ribbed cuffs and hem 2 Kangaroo pockets 2 Chunky drawcord 2 Top-stitching throughout.

Fabrication: 300g 60/40 Cotton rich brushed fleece

Branding:

E

SP

HP

BARRON Sweater - Regular Fit									
Sizes	XS	S	M	L	XL	2XL	3XL	4XL	5XL
½ Chest (cm)	52	55	58	61	64	67	70	73	76



Royal



Navy



Red



Grey



Black

LSW-HAR - LADIES HARVARD HOODY

Features: Front inverted Nylon zip with branded zip puller 2 Kangaroo pockets 2 Tonal cuff with contrast stripe 2 Raglan sleeves 2 Three-piece lined hood with contrast piping and drawcord

Fabrication: 300g 60/40 Cotton rich brushed fleece

Branding:

E

SP

HP

Ladies Fleece - Tapered Fit									
Sizes	XS	S	M	L	XL	2XL	3XL	4XL	5XL
½ Chest (cm)	42	46	50	54	58	62	66	70	74



Royal



Navy



Red



Grey



Black



ON

TRACKSUITS & BOTTOMS

Sports people have to stay warm, but it doesn't look great when everyone covers up the team kit with their own jackets. Check out our range for matching track jackets and pants.



BRT417 - BRT X-CELERATE TRACKSUIT TOP

Features: Full mesh lining 2 Sporty three-tone panel design 2 Contrast inner collar
2 Raglan sleeves with reflective piping 2 Hi-low hem

Fabrication: 110g 100% Polyester Micro rip-stop

Branding:



Adults - Tops - Regular Fit									
Sizes	XS	S	M	L	XL	2XL	3XL	4XL	5XL
½ Chest (cm)	54	57	60	63	66	69	72	75	78



Royal/Black/White



Bottle/Gold/White



Navy/Grey/White



Red/Navy/White



Black/Grey/White



Sky/Navy/White



Matching kids available
BRT420



BRT387 - BRT CHROME TRACKSUIT TOP

Features: Raglan sleeves with contrast insert panels 2 Binding on the cuffs
Fabrication: 190g 100% Polyester fabric with brushed inner fleece

Branding:

E **SP** **HP**



Adults - Tops - Regular Fit									
Sizes	XS	S	M	L	XL	2XL	3XL	4XL	5XL
½ Chest (cm)	54	57	60	63	66	69	72	75	78



Royal/White



Navy/White



Red/Black



Black/White

BRT388 - BRT CHROME TRACKSUIT PANTS

Features: Contrast insert panels on side seams 2 Elasticated waistband with drawcord 2 Slanted pockets
Fabrication: 190g 100% Polyester fabric with brushed inner fleece

Branding:

E

SP

HP



Adults - Pants - Econo Fit									
Sizes	XS	S	M	L	XL	2XL	3XL	4XL	5XL
½ Waist (cm)	32-41	37-44	40-47	43-50	46-53	49-56	52-59	55-62	59-66



Royal/White



Navy/White



Red/Black



Black/White



BRT368 - BRT HYDRO TRACKSUIT TOP

Features: Contrast mesh side panels 2 Tonal elasticated cuffs 2 Reflective print on the front body and back hem 2 Inverted zip with branded zip puller 2 Reflective print on zip tape 2 Inseam pockets 2 Raglan sleeves 2 Shaped hem

Fabrication: 220g 100% Polyester

Branding:



MATCHING KIDS AVAILABLE PG.503

Adults - Tops - Regular Fit									
Sizes	XS	S	M	L	XL	2XL	3XL	4XL	5XL
½ Chest (cm)	54	57	60	63	66	69	72	75	78



Royal/White



Navy/White



Red/Black



Black/White



Sky/Navy



BRT353 - BRT CHAMPION TRACKSUIT TOP

Features: Shaped panels with contrast insert detail on body 2 Elasticated cuffs on sleeves 2 Inseam pockets 2 Set-in sleeves

Fabrication: 220g 100% Tricot Polyester fabric

Branding:

E



Adults - Tops - Slim Fit									
Sizes	XS	S	M	L	XL	2XL	3XL	4XL	5XL
½ Chest (cm)	51.5	55.5	58.5	61.5	64.5	67.5	70.5	73.5	76.5



BRT354 - BRT CHAMPION TRACKSUIT PANTS

Features: Reflective piping on side seams 2 Elasticated waistband with drawcord
2 Zip opening on hem 2 Side seams and inseam pockets

Fabrication: 220g 100% Tricot Polyester fabric

Branding:

E

SP

HP



MATCHING KIDS AVAILABLE PG.503

Adults - Pants - Regular Fit

Sizes	XS	S	M	L	XL	2XL	3XL	4XL	5XL
½ Waist (cm)	34-41	37-44	40-47	43-50	46-53	49-56	52-59	55-62	59-66





Royal/White

Bottle/White



Navy/White

Red/White/Black



White/Navy

Black/White

BRT315 - BRT ECONO TRACKSUIT

Features: Elasticated waistband with drawcord 2 Contrast detail on shoulders 2 Elasticated drawcord in hem 2 Long sleeve top 2 Side pockets 2 Tapered legs

Fabrication: 200g 100% Polyester

Branding:



MATCHING KIDS AVAILABLE PG.506

Adults - Tops - Econo Fit									
Sizes	XS	S	M	L	XL	2XL	3XL	4XL	5XL
½ Chest (cm)	50	54	57	60	63	66	69	72	75

Adults - Pants - Econo Fit									
Sizes	XS	S	M	L	XL	2XL	3XL	4XL	5XL
½ Waist (cm)	31-38	34-41	37-44	40-47	43-50	46-53	49-56	52-59	55-66



Royal/Red

Royal/White



Bottle/Gold

Bottle/Red



Navy/White

Red/Navy



Black/White

Sky/Navy



BRT303 - BRT REFLECT TRACKSUIT

Features: X-Tech superior quick dry moisture management finish 2 Elasticated drawcord with side toggles 2 Distinctive BRT Branding 2 Raglan long sleeve 2 Contrast detail on body 2 Full mesh lining 2 Reflective piping 2 Contrast gusset on legs 2 No contrast gusset on kiddies pants 2 High quality finish 2 Side pockets

Fabrication: 100g 100% Polyester Micro rip-stop fabric

Branding:

E

HP



MATCHING KIDS AVAILABLE PG.505

Adults - Tops - Regular Fit

Sizes	XS	S	M	L	XL	2XL	3XL	4XL	5XL
½ Chest (cm)	54	57	60	63	66	69	72	75	78

Adults - Pants - Regular Fit

Sizes	XS	S	M	L	XL	2XL	3XL	4XL	5XL
½ Waist (cm)	34-41	37-44	40-47	43-50	46-53	49-56	52-59	55-62	59-66

BRT390 - BRT CROSSOVER JOGGER

Features: High quality finish 2 Elasticated waistband with drawcord 2 Side pockets
2 BRT Branding

Fabrication: 240g 60/40 Cotton Polyester brushed fleece

Branding:

E

SP

HP



Adults - Regular Fit							
Sizes	XS	S	M	L	XL	2XL	3XL
½ Waist (cm)	32-39	35-42	38-45	41-48	45-52	49-56	53-60



Navy



Black



Grey Mélange





BRT323 - BRT CROSSOVER SHORT

Features: High quality finish 2 Elasticated waistband with visible drawcord 2 Side pockets
Fabrication: 220g 65/35 Cotton Polyester brushed fleece

Branding:



Adults - Regular Fit							
Sizes	XS	S	M	L	XL	2XL	3XL
½ Waist (cm)	32-39	35-42	38-45	41-48	45-52	49-56	53-60



Navy



Black



Grey Mélange



BRT361 - BRT CHALLENGER SHORT

Features: X-Tech superior quick dry moisture management fabric 2 Elasticated waistband with concealed drawcord 2 BRT Branding

Fabrication: 120-130g 100% Polyester

Branding:

E

SP

HP



MATCHING KIDS AVAILABLE PG.521

Adults - Regular Fit							
Sizes	XS	S	M	L	XL	2XL	3XL
½ Waist (cm)	34-41	36-43	38-45	40-47	42-49	44-51	46-53



Navy



White



Black



BRT1400 - BRT AERO RUNNING SHORTS

Features: Unique design suitable for both men's and ladies wear 2 Penny pocket inside waistband 2 Superior quick dry fabric 2 Elasticated waistband with drawcord 2 Side slits
Fabrication: 80g 100% Polyester

Branding:

E

SP

HP



MATCHING KIDS AVAILABLE PG.523

Adults - Regular Fit					
Sizes	S	M	L	XL	2XL
½ Waist (cm)	35-42	38-45	41-48	45-52	49-56



Royal



Navy



Red



Black



Royal



Bottle



Navy



Black

BRT317 - BRT ECONO SHORTS

Features: Elasticated waistband with drawcord 2 Distinctive BRT Branding 2 High quality finish 2 Side pockets
Fabrication: 150g 100% Polyester Polytech

Branding:



MATCHING KIDS AVAILABLE PG.522

Adults - Regular Fit							
Sizes	XS	S	M	L	XL	2XL	3XL
½ Waist (cm)	32-39	35-42	38-45	41-48	45-52	49-56	53-60



Royal/White



Bottle/Gold



Navy/White



White/Black



Black/White



BRT314 - BRT QUAD SHORTS

Features: Elasticated waistband with drawcord 2 Reinforced side pockets 2 Contrast side insert 2 High quality finish

Fabrication: 100g 100% Polyester micro active superior quick dry fabric

Branding:



Adults - Regular Fit						
Sizes	S	M	L	XL	2XL	3XL
½ Waist (cm)	35-42	38-45	41-48	45-52	49-56	53-60

BRT302 - BRT MENS REFLECT SHORTS

Features: X-Tech superior quick dry moisture management finish 2 Elasticated waistband with drawcord 2 Double vertical reflective piping 2 Side pockets 2 BRT branding 100g 100% Polyester micro rip-stop fabric
Fabrication: 100g 100% Polyester micro rip-stop fabric

Branding:

E

SP

HP



MATCHING KIDS AVAILABLE PG.524

Mens - Regular Fit									
Sizes	XS	S	M	L	XL	2XL	3XL	4XL	5XL
½ Waist (cm)	32-39	35-42	38-45	41-48	45-52	49-56	53-60	57-64	61-68



BRT351 - BRT LADIES REFLECT SHORTS

Features: X-Tech superior quick dry moisture management finish 2 Elasticated waistband with drawcord 2 Double vertical reflective piping 2 Side pockets 2 BRT branding 2 Feminine cut
Fabrication: 100g 100% Polyester micro rip-stop fabric

Branding:

E

SP

HP



Ladies - Regular Fit							
Sizes	XS	S	M	L	XL	2XL	3XL
½ Waist (cm)	38-45	41-48	44-51	47-54	51-58	55-62	59-66







BRT308 - BRT EVO HOT PANTS

Features: Elasticated waistband with stretch over-lock thread 2 Double-needle top-stitching on waistband and hem
Fabrication: 230g Poly Spandex fabric

Branding:



MATCHING KIDS AVAILABLE PG.525

Ladies - Stretch Fit							
Sizes	XS	S	M	L	XL	2XL	3XL
½ Waist (cm)	33-40	35-42	37-44	39-46	41-48	43-50	45-52



BRT391 - BRT OLYMPUS TIGHTS

Features: Calf length 2 Tonal safety stitching 2 Wider waistband for comfort 2 Navy is a new colour addition


Fabrication: 240g 92% Polyester, 8% Elastane

Branding:

E SP HP



Adults - Stretch Fit							
Sizes	XS	S	M	L	XL	2XL	3XL
½ Waist (cm)	32	34	36	38	40	42	44



Navy



Black

A man and a woman are standing outdoors in front of a grey stone wall. The man, on the left, has short brown hair and a beard, and is wearing a bright blue t-shirt. The woman, on the right, has long dark hair and is wearing a white t-shirt. Both are smiling at the camera. The background shows some green foliage on the left and a blurred building in the distance.

ON

T-SHIRTS

Put on your favourite **BARRON** tee for an easy breezy day. When it comes to branding, **BARRON**-s quality T-Shirts are a great place for your brand to be **ON**.

JOZI BASICS T-SHIRTS

Features: Inner shoulder tape for improved durability 2 Dyed with reactive dyes 2 Double top-stitched hem and sleeves 2 Lycra reinforced neck rib with top-stitching 2 Sold in ratios of 120 units per bale in solid size and solid colours 2 See website for more details 2 Tubular

Fabrication: Available in either 145g, 165g or 180g 100% Cotton

Branding:

E **SP** **HP**

Jozi Basics T-Shirts					
Sizes	S	M	L	XL	2XL
½ Chest (cm)	50.5	53	55.5	58	61

	Description	Colour	145g	165g	180g
1	Jozi Basics T-Shirt	Ice Blue	⌘		
2	Jozi Basics T-Shirt	Cyan Blue	⌘		
3	Jozi Basics T-Shirt	Aqua	⌘		
4	Jozi Basics T-Shirt	Blue	⌘		
5	Jozi Basics T-Shirt	True Royal	⌘	⌘	⌘
6	Jozi Basics T-Shirt	Navy	⌘	⌘	⌘
7	Jozi Basics T-Shirt	Bright Lime	⌘	⌘	
8	Jozi Basics T-Shirt	Emerald	⌘		
9	Jozi Basics T-Shirt	Bottle	⌘		
10	Jozi Basics T-Shirt	Yellow	⌘		
11	Jozi Basics T-Shirt	Daisy Yellow	⌘	⌘	
12	Jozi Basics T-Shirt	Orange	⌘	⌘	
13	Jozi Basics T-Shirt	Stone	⌘		
14	Jozi Basics T-Shirt	Bright Pink	⌘		
15	Jozi Basics T-Shirt	Cherry Red	⌘	⌘	⌘
16	Jozi Basics T-Shirt	White	⌘	⌘	⌘
17	Jozi Basics T-Shirt	Grey Mélange	⌘		
18	Jozi Basics T-Shirt	Black	⌘	⌘	⌘



Ice Blue



Cyan Blue



Aqua



Blue



True Royal



Navy



Bright Lime



Emerald



Bottle



Yellow



Daisy Yellow



Orange



Stone



Bright Pink



Cherry Red



White



Black



Grey Mélange

TST-RUS - MENS 160G RUSH T-SHIRT

Features: Set in sleeves 2 Contrast cover-seam on hem and sleeve hem 2 Contrast inner neck tape 2 Tonal single rib crew neckline

Fabrication: 160g 100% Super carded Cotton single jersey fabric

Branding:

E

SP

HP

Mens T-Shirt - Comfort Fit								
Sizes	S	M	L	XL	2XL	3XL	4XL	5XL
½ Chest (cm)	51	54	57	60	63	66	69	72



Royal/White



Navy/White



Red/White



White/Black



Black/Silver

TSL-RUS - LADIES 160G RUSH T-SHIRT

Features: Set in sleeves 2 Contrast cover-seam on hem and sleeve hem 2 Contrast inner neck tape 2 Tonal single rib scoop neckline 2 Feminine cut

Fabrication: 160g 100% Super carded Cotton single jersey fabric

Branding:

E

SP

HP

Ladies T-Shirt - Regular Fit									
Sizes	XS	S	M	L	XL	2XL	3XL	4XL	5XL
½ Chest (cm)	38	41.5	45	48.5	52	55.5	59	62.5	66



Royal/White



Navy/White



Red/White



White/Black



Black/Silver







TSL-ZOE - LADIES 160G ZOEY T-SHIRT

Features: Feminine scooped neckline 2 Short capped sleeves 2 High low curved hem line 2 Extra soft and loose fitting for added comfort

Fabrication: 160g Poly Viscose blend. Grey Mélange is a Poly Cotton Blend.

Branding:

E **SP** **HP**

NEW

Ladies T-Shirt - Comfort Fit									
Sizes	XS	S	M	L	XL	2XL	3XL	4XL	5XL
½ Chest (cm)	41.5	45	48.5	52	55.5	59	62.5	66	69.5



White



Black



Grey Mélange



T-SHIRTS  V-NECK

TSV180B - 180G BARRON V-NECK T-SHIRT

Features: Double-ribbed crossover neck rib 2 Double-needle hemming 2 Shoulder-to-shoulder taping 2 Safety stitched seams 2 Reactive dye 2 Soft, luxurious garment 2 Charcoal Heather is a new colour addition
Fabrication: 180g 100% Combed Cotton

Branding:

E **SP** **HP**

T-Shirt - Comfort Fit								
Sizes	S	M	L	XL	2XL	3XL	4XL	5XL
½ Chest (cm)	51	54	57	60	63	66	69	72



Royal



Yellow



Navy



Red



White



Black



Charcoal Heather



Stone

ALP - MENS ALPHA T-SHIRT

Features: Tonal mesh panels on the sleeve and body 2 Self-fabric V-Neck line 2 Tonal inner neck binding 2 Cover-seam stitching on armhole and side panels
Fabrication: 125-135g 100% Polyester fabric with moisture management finish: e-Dri
Branding:

E

SP

HP

T-Shirt - Comfort Fit									
Sizes	XS	S	M	L	XL	2XL	3XL	4XL	5XL
½ Chest (cm)	48	51	54	57	60	63	66	69	72



L-ALP - LADIES ALPHA T-SHIRT

Features: Tonal mesh panels on the sleeves and body 2 Self-fabric V-neck line 2 Set-in sleeves with tonal cover-seam stitching at mesh panel 2 Tonal self-fabric inner neck binding 2 Cover-seam stitching at side mesh panels 2 Cover-seam hem and sleeves
Fabrication: 125-135g 100% Polyester
Branding:

E

SP

HP

NEW

Ladies T-Shirt - Regular Fit									
Sizes	XS	S	M	L	XL	2XL	3XL	4XL	5XL
½ Chest (cm)	38	41.5	45	48.5	52	55.5	59	62.5	66



T-SHIRTS  V-NECK



TST-SLUB - MENS SLUB V-NECK T-SHIRT

Features: Dropped shoulder seams 2 Inner neck binding 2 Contrast cover-seam top-stitching 2 Single neckline rib with Lycra 2 Royal is a new colour addition

Fabrication: 145g 100% Cotton slub fabric

Branding:

E

SP

HP

Mens T-Shirt - Regular Fit									
Sizes	XS	S	M	L	XL	2XL	3XL	4XL	5XL
½ Chest (cm)	45	48	51	54	57	60	63	66	69

TSL-SLUB - LADIES SLUB V-NECK T-SHIRT

Features: Capped sleeves 2 Scooped V-Neckline 2 Contrast cover-seam top-stitching 2 Single neckline rib with lycra 2 Flattering fit 2 Royal is a new colour addition

Fabrication: 145g 100% Cotton slub fabric

Branding:

E

SP

HP

Ladies T-Shirt - Regular Fit									
Sizes	XS	S	M	L	XL	2XL	3XL	4XL	5XL
½ Chest (cm)	38	41.5	45	48.5	52	55.5	59	62.5	66



Royal



Navy



Royal



Navy



Red



White



Red



White



Black



Atlantic Blue



Black



Atlantic Blue





TST-AST - MENS 145G ASTRO T-SHIRT

Features: V-neck line 2 Self-fabric neckline 2 Innovative space dyed fabric
Fabrication: 95% Polyester, 5% Cotton

Branding:

E

SP

HP

NEW

Mens T-Shirt - Regular Fit								
Sizes	S	M	L	XL	2XL	3XL	4XL	5XL
½ Chest (cm)	48	51	54	57	60	63	66	69



Navy/White



Red/White



Black/White



Silver/Black

TSL-AST - LADIES 145G ASTRO T-SHIRT

Features: V-neck line 2 Self-fabric neckline 2 Innovative space dyed fabric
Fabrication: 95% Polyester, 5% Cotton

Branding:

E

SP

HP

NEW

Ladies T-Shirt - Regular Fit									
Sizes	XS	S	M	L	XL	2XL	3XL	4XL	5XL
½ Chest (cm)	38	41.5	45	48.5	52	55.5	59	62.5	66



Navy/White



Red/White



Black/White



Silver/Black





TST-JUN - MENS 160G JUNO T-SHIRT

Features: V-neck line 2 Rib neckline 2 Extra soft feel fabric with soft brushed handle
Fabrication: 100% Cotton single jersey fabric

Branding:

E

SP

HP

NEW

Mens T-Shirt - Regular Fit								
Sizes	S	M	L	XL	2XL	3XL	4XL	5XL
½ Chest (cm)	48	51	54	57	60	63	66	69



TSL-JUN - LADIES 160G JUNO T-SHIRT

Features: V-neck line 2 Rib neckline 2 Extra soft feel fabric with soft brushed handle
2 Curved hem-line
Fabrication: 100% Cotton single jersey fabric

Branding:

E

SP

HP

NEW

Ladies T-Shirt - Regular Fit									
Sizes	XS	S	M	L	XL	2XL	3XL	4XL	5XL
½ Chest (cm)	38	41.5	45	48.5	52	55.5	59	62.5	66





170SFV - MENS 170G SLIM FIT V-NECK T-SHIRT

Features: V-Neck styling 2 Double top-stitched sleeves and bottom hem 2 Self-fabric neck tape 2 Top-stitched armholes and shoulders 2 Stretch fabric 2 Dyed with reactive dye 2 Mélange colourways are Poly Cotton Spandex blends 2 Navy Mélange is a new colour addition

Fabrication: 170g 95/5 Cotton Lycra single jersey fabric

Branding:

E

SP

HP

Mens T-Shirt - Regular Fit									
Sizes	XS	S	M	L	XL	2XL	3XL	4XL	5XL
½ Chest (cm)	45	48	51	54	57	60	63	66	69



L170SFV - LADIES 170G SLIM FIT V-NECK T-SHIRT

Features: Capped sleeves 2 V-Neck 2 Cover-seam stitching at hem and sleeve 2 Matching rib at neckline 2 Shaped waist for a flattering fit 2 Navy Mélange is a new colour addition 2 Mélange colourways are Poly Cotton Spandex blends

Fabrication: 170g 95/5 Cotton Lycra single jersey fabric

Branding:

E

SP

HP

Ladies T-Shirt - Tapered Fit									
Sizes	XS	S	M	L	XL	2XL	3XL	4XL	5XL
½ Chest (cm)	34.5	38	41.5	45	48.5	52	55.5	59	62.5





TSL145B - MENS 145G LONG SLEEVE T-SHIRT

Features: Double-needle finish on the sleeves and bottom hem 2 Shoulder-to-shoulder taping 2 Lycra-reinforced neck rib 2 Lightweight 2 Dyed with reactive dyes

Fabrication: 145g 100% Carded Cotton single jersey fabric

Branding:

E

SP

HP

MATCHING KIDS AVAILABLE PG.516

T-Shirt - Comfort Fit								
Sizes	S	M	L	XL	2XL	3XL	4XL	5XL
½ Chest (cm)	51	54	57	60	63	66	69	72



Royal



Navy



Orange



Red



White



Black



Emerald



Dark Grey



Khaki



LTSL145B - LADIES 145G LONG SLEEVE T-SHIRT

Features: Round scooped neckline 2 Self-fabric neckline with top-stitching
2 Dyed with reactive dyes 2 Double-needle stitching on hem and sleeve opening
2 Bright Pink and Dark Grey Mélange are new colour addition
Fabrication: 145g 100% Cotton single jersey

Branding:

E **SP** **HP**

Ladies T-Shirt - Regular Fit									
Sizes	XS	S	M	L	XL	2XL	3XL	4XL	5XL
½ Chest (cm)	38	41.5	45	48.5	52	55.5	59	62.5	66



Royal



Bright Pink



Navy



Red



White



Black



Dark Grey





TSL135B - 135G LONG SLEEVE POLYESTER T-SHIRT

Features: Crew neck T-Shirt 2 Raglan sleeves 2 Self-fabric neck tape 2 Generous cut 2 Double top-stitched hem 2 Lightweight 2 Ideal for sublimation print

Fabrication: 135g 100% Polyester moisture management fabric: e-Dri

Branding:

E

SP

HP

T-Shirt - Comfort Fit									
Sizes	XS	S	M	L	XL	2XL	3XL	4XL	5XL
½ Chest (cm)	48	51	54	57	60	63	66	69	72



Navy



Red



Black



White




Lumo Green



Safety Yellow



Safety Orange



TSL170B - 170G BARRON LONG SLEEVE T-SHIRT

Features: Double fold cuffs and side slits 2 Rib neckline with top-stitching 2 Generous cut
2 Dyed with reactive dyes 2 Lycra-reinforced neck rib and cuffs

Fabrication: 170g 65/35 Double knit Poly Cotton

Branding:

E **SP** **HP**

T-Shirt - Comfort Fit								
Sizes	S	M	L	XL	2XL	3XL	4XL	5XL
½ Chest (cm)	51	54	57	60	63	66	69	72



Yellow



Navy



Red



White



Royal



Black



Sapphire



Lime



Navy Mélange



White



Black



Charcoal Mélange

TSL-145H - 145G HENLEY LONG SLEEVE T-SHIRT

Features: Long sleeves with visible overlock stitching at the edge 2 Grown on placket with overlock stitching 2 Tonal knitted neckline with overlock stitching at edge 2 Overlock stitching at hem and sleeve edge

Fabrication: 65/35 Poly Cotton single jersey fabric

Branding:

E SP HP

NEW

Mens T-Shirt - Regular Fit								
Sizes	S	M	L	XL	2XL	3XL	4XL	5XL
½ Chest (cm)	48	51	54	57	60	63	66	69



T-SHIRTS  LONG SLEEVE



Navy/Lime



Black/Blue



Grey/Red

BRT325 - BRT SPEEDSTER LONG SLEEVE T-SHIRT

Features: Visible contrast safety stitching 2 High quality finish
2 Quick dry fabric 2 Slim Fit 2 BRT branding on side seam
Fabrication: 150g 100% Polyester

Branding:

E **SP** **HP**



Adults - Slim Fit										
Sizes	XS	S	M	L	XL	2XL	3XL	4XL	5XL	
½ Chest (cm)	44.5	48	51.5	55	58.5	62	65.5	69	72.5	





Navy



White



Black




BRT356 - BRT MENS SIGNATURE LONG SLEEVE TOP

Features: Contrast safety stitching 2 Wear alone or as a baselayer 2 Cover-seam hem
2 Raglan sleeves 2 BRT branding 2 Slim fit
Fabrication: 195g 92/8 Polyester Spandex
Branding:

E

SP

HP



Mens Top - Slim Fit									
Sizes	XS	S	M	L	XL	2XL	3XL	4XL	5XL
½ Chest (cm)	41	44.5	48	51.5	55	58.5	62	65.5	69



BRT364 - BRT LADIES SIGNATURE LONG SLEEVE TOP

Features: High breathability treatment 2 Thumb-hole exit on sleeve cuffs 2 Contrast safety stitching detail on garment seams, hem and collar 2 Tonal binding on neckline 2 Twin-needle top-stitching 2 Heat transfer print above bottom hem 2 Extended hem at back
Fabrication: 195g 92/8 Polyester Spandex

Branding:

E **SP** **HP**



Ladies Top - Regular Fit							
Sizes	XS	S	M	L	XL	2XL	3XL
½ Chest (cm)	41	44	47	50	53	56	59

MV160 - 160G MENS VEST

Features: Scooped neckline with tonal binding 2 Tonal binding on armholes
Fabrication: 160g 65/35 Poly Cotton single jersey

Branding:

E

SP

HP

NEW

Adults - Slim Fit							
Sizes	XS	S	M	L	XL	2XL	3XL
½ Chest (cm)	44.5	48	51.5	55	58.5	62	65.5



Royal

Navy

Red



White

Black



**LV160 - 160G LADIES VEST**

Features: Scooped neckline with tonal binding 2 Tonal binding on armholes
Fabrication: 160g 65/35 Poly Cotton single jersey

Branding:

E **SP** **HP**

NEW

Ladies Vest - Regular Fit							
Sizes	XS	S	M	L	XL	2XL	3XL
½ Chest (cm)	35.5	38	40.5	43	45.5	48	50.5



Navy



Red



White



Black





Royal



Bright Pink



White



Black

L-R - 210G LADIES RACER BACK

Features: Ideal for promotions or an active lifestyle 2 Self-fabric trim on a scooped neckline 2 Armholes with double top-stitching 2 Shaped body 2 Stretch fabric 2 Double-needle finish on hem

Fabrication: 210g 100% Cotton, 1x1 rib fabric

Branding:

E **SP** **HP**

Ladies Vest - Stretch Slim Fit										
Sizes	XS	S	M	L	XL	2XL	3XL	4XL	5XL	
½ Chest (cm)	32	34.5	37	39.5	42	44.5	47	49.5	52	





T-SHIRTS  VEST



Royal



Bottle



Navy



Red



White



Black



Emerald



Maroon

BRT1300 - BRT BOLT VEST

Features: Unique design suitable for both men8s and ladie8s wear 2 Mesh sides and back 2 High quality finish 2 Scoop neck 2 Superior quick dry fabric

Fabrication: 145g 100% Polyester

Branding:



MATCHING KIDS AVAILABLE PG.520

Adults - Slim Fit					
Sizes	S	M	L	XL	2XL
½ Chest (cm)	46	50	54	58	62





Royal/White



Bottle/Gold



Gold/Black



Navy/White



Red/Navy



Emerald/White



White/Black



Maroon/White



Sky/Navy

BRT305 - BRT TECH TRAINER

Features: Reflective piping 2 Contrast detail on neck and shoulders 2 High quality finish
2 Superior quick dry fabric

Fabrication: 135g 100% Polyester

Branding:



Adults - Slim Fit							
Sizes	XS	S	M	L	XL	2XL	3XL
½ Chest (cm)	44.5	48	51.5	55	58.5	62	65.5

BRT370 - BRT HYDRO VEST

Features: Contrast mesh side panels 2 Scooped neck with tonal binding 2 Reflective print at the front body and back hem 2 Shaped hem

Fabrication: 145g 100% Polyester with moisture management

Branding:

E **SP** **HP**



Adults - Slim fit							
Sizes	XS	S	M	L	XL	2XL	3XL
½ Chest (cm)	44.5	48	51.5	55	58.5	62	65.5



Royal/White



Bottle/Gold



Navy/White



Red/Black



Black/White



Sky/Navy

**BRT348 - BRT FLEX RACERBACK**

Features: Racer back design 2 Engineered inner support 2 BRT branding 2 Self-fabric binding

Fabrication: 240g 70/25/5 Polyester, Rayon Spandex blend

Branding:

E **SP** **HP**



Ladies Vest - Regular Fit							
Sizes	XS	S	M	L	XL	2XL	3XL
½ Chest (cm)	30	33	36	39	42	45	48



Navy



White



Black



Grey





Navy/Lime



Black/Blue



BRT328 - BRT SPEEDSTER VEST

Features: Visible contrast stitching 2 Self-fabric binding 2 Quick dry fabric 2 Slim fit
2 BRT branding on side seam

Fabrication: 150g 100% Polyester

Branding:

E

SP

HP



Adults - Slim Fit							
Sizes	XS	S	M	L	XL	2XL	3XL
½ Chest (cm)	44.5	48	51.5	55	58.5	62	65.5

T-SHIRTS



ACTIVE



Navy/Lime



Black/Blue



Grey/Red



BRT327 - BRT SPEEDSTER SHORT SLEEVE T-SHIRT

Features: Visible contrast safety stitching 2 High quality finish 2 Quick dry fabric 2 Slim fit 2 BRT Branding

Fabrication: 150g 100% Polyester

Branding:

E SP HP



Adults - Slim Fit

Sizes	XS	S	M	L	XL	2XL	3XL	4XL	5XL
½ Chest (cm)	44.5	48	51.5	55	58.5	62	65.5	69	72.5



BRT369 - BRT HYDRO SHORT SLEEVE T-SHIRT

Features: Contrast mesh side panels 2 V-Neck with inner contrast neck binding
2 Reflective print on the front body and back hem 2 Raglan sleeves 2 Shaped hem

Fabrication: 145g 100% Polyester with moisture management fabric

Branding:



MATCHING KIDS AVAILABLE PG.519

Adults - Regular Fit								
Sizes	S	M	L	XL	2XL	3XL	4XL	5XL
½ Chest (cm)	51.5	55	58.5	62	65.5	69	72.5	76



Royal/White



Bottle/Gold



Navy/White



Red/Black



Black/White



Sky/Navy



BRT410 - BRT RUNNING SHIRT

Features: Tonal mesh side panels with reflective flat piping 2 Back neck reflective tape loop 2 Raglan sleeves 2 Contrast cover-seam stitching on panel seams

Fabrication: 130g 100% Polyester drop-stitch knit, moisture management fabric: e-Dri

Branding:

E	SP	HP		MATCHING KIDS AVAILABLE PG.518	NEW
---	----	----	---	-----------------------------------	-----

Adults - Regular Fit									
Sizes	XS	S	M	L	XL	2XL	3XL	4XL	5XL
½ Chest (cm)	44.5	48	51.5	55	58.5	62	65.5	69	72.5



Navy



Red



White



Black





Royal/White



Gold/Black



Red/White



Emerald/White



Sky/Navy

BRT360 - BRT CHALLENGER SHIRT

Features: X-tech superior quick dry moisture management fabric 2 Contrast detail on V-Neck 2 Contrast panels on shoulders and waist 2 BRT branding on hem 2 Set-in sleeves
Fabrication: 120g 100% Polyester

Branding:

E **SP** **HP**



Adults - Tops - Regular Fit							
Sizes	XS	S	M	L	XL	2XL	3XL
½ Chest (cm)	52	55	57	59	61	63	65





T-SHIRTS  ACTIVE



Royal/White



Navy/Sky



Red/Black



Black/Royal

BRT411 - BRT MATCH SHIRT

Features: V-shaped neckline 2 Front sublimated stripe design 2 Short fitted sleeves 2 BRT branding on side seam

Fabrication: 120g-130g 100% Polyester fabric with moisture management finish: e-Dri

Branding:



NEW

Adults - Tops - Regular Fit							
Sizes	XS	S	M	L	XL	2XL	3XL
½ Chest (cm)	52	55	57	59	61	63	65





ON BUILD A-TEE

Make it your own

Build-a-Tee is a friendly online tool for customising T-shirts. It was launched to help you create only the coolest, tailor-made garments with the highest quality.

20 DIFFERENT STYLES
19 COLOUR VARIANCES



6 EASY STEPS

1. CHOOSE YOUR GENDER

MEN8S, LADIES OR KIDDIES

2. CHOOSE YOUR STYLE

CREW NECK T-SHIRT

V-NECK T-SHIRT

VEST

LONG SLEEVE CREW NECK T-SHIRT

3. CHOOSE YOUR FIT

FITTED

REGULAR

4. CHOOSE YOUR COLOURS

19 COLOUR OPTIONS

5. CHOOSE YOUR FINISHING

RINGER

STITCHING AND NECK TAPE

BINDING (Vest only)

6. ADD YOUR BRANDING

TERMS AND CONDITIONS

MOQ 200 UNITS ACROSS ONE STYLE OR COLOUR

**Contact your sales person today
for more information.**





GOLF SHIRTS



PATTERN

G-MAR - MARLOW GOLFER

Features: Double-needle hem and sleeve finish 2 Solid knitted collar 2 Classic birds eye style 2 Three-button placket 2 Side slits 2 Supplied with a loose pocket
Fabrication: 165g 65/35 Cotton rich fabric

Branding:



Mens Golfer - Easy Fit								
Sizes	S	M	L	XL	2XL	3XL	4XL	5XL
½ Chest (cm)	53	56.5	60	63.5	67	70.5	74	77.5



Bottle



Navy



White



Black



Navy/ Royal



Black/Red



Sky/White



Silver/White

PRE - PRESTIGE GOLFER

Features: Trendy golfer 2 Knitted rib collar 2 Side slits 2 Stripe detail fabric 2 Back neck twill tape 2 Three-button placket 2 Double-stitched hem and sleeves
Fabrication: 190g 65/35 Poly Cotton piqué knit fabric

Branding:

E SP HP

Mens Golfer - Easy Fit								
Sizes	S	M	L	XL	2XL	3XL	4XL	5XL
½ Chest (cm)	53	56.5	60	63.5	67	70.5	74	77.5





Navy/Atlantic Blue



Black/Charcoal



Silver/ White



Burgandy/Red

NEM - NEMESIS GOLFER

Features: Tonal knitted rib collar 2 Set in sleeves with double needle top-stitching 2 Three button grown on placket with solid inner placket 2 Solid panel at front shoulders and back yoke 2 Loose pocket provided 2 Side slits for extra comfort 2 Micro stripe surface interest fabric

Fabrication: 180g 100% Polyester quick dry fabric

Branding:

E SP HP

NEW

Mens Golfer - Easy Fit								
Sizes	S	M	L	XL	2XL	3XL	4XL	5XL
½ Chest (cm)	53	56.5	60	63.5	67	70.5	74	77.5



ACE - ACE GOLFER

Features: Tonal knitted collar 2 Constructed placket with inner contrast detail 2 Ribbed cuffs 2 Striped front body 2 Plain back, front yoke and sleeves 2 Side slits with bar-tacks 2 Inner contrast neck tape 2 Contrast button detail

Fabrication: 190g 65/35 Poly Cotton piqué knit fabric

Branding:

E

Mens Golfer - Easy Fit								
Sizes	S	M	L	XL	2XL	3XL	4XL	5XL
½ Chest (cm)	53	56.5	60	63.5	67	70.5	74	77.5



LS - LACOSTE STRIPE GOLFER

Features: Contrast collar and cuffs with coordinated tipping 2 Innovative styling
2 Neck tape 2 Shoulder-to-shoulder taping 2 Contrast back neck yoke
2 Double top-stitching on the shoulders, armholes and hem 2 Grown on placket with
contrast inner detail 2 Supplied with a loose pocket
Fabrication: 190g 80/20 Cotton rich striped piqué knit fabric

Branding:

E

SP

HP

Mens Golfer - Regular Fit								
Sizes	S	M	L	XL	2XL	3XL	4XL	5XL
½ Chest (cm)	55	58	60.5	63	65.5	68	71.5	74.5



Navy/White



Sky/Navy



Stone/Navy



UNT - MENS UNITED GOLFER

Features: Two piece collar with contrast inner collar stand 2 Sleeves with cuff and piping detail 2 Grown on placket with contrast inner 2 Loose pocket provided 2 Dropped shoulder seams 2 Double needle top stitching throughout 2 Side slits at hem 2 Lightweight cationic birds eye fabric with ultra soft handle

Fabrication: 155g 100% Polyester quick dry fabric

Branding:

E

SP

HP

NEW

Mens Golfer - Easy Fit								
Sizes	S	M	L	XL	2XL	3XL	4XL	5XL
½ Chest (cm)	53	56.5	60	63.5	67	70.5	74	77.5



Bottle/Black



Navy/Black



Red/Black



Silver/Black



LUNT - LADIES UNITED GOLFER

Features: Two piece collar with contrast inner collar stand 2 Sleeves with cuff and piping detail 2 Grown on placket with contrast inner 2 Dropped shoulder seams 2 Double needle top stitching throughout 2 Side slits at hem 2 Feminine cut 2 Lightweight cationic birds eye fabric with ultra soft handle

Fabrication: 155g 100% Polyester quick dry fabric

Branding:

E

SP

HP

NEW

Ladies Golfer - Regular Fit										
Sizes	XS	S	M	L	XL	2XL	3XL	4XL	5XL	
½ Chest (cm)	46	49	51.5	54	56.5	59	61.5	64	66.5	



Bottle/Black



Navy/Black



Red/Black



Silver/Black





APO - MENS APOLLO GOLFER

Features: Sublimated front body 2 Knitted rib collar 2 Three-button constructed placket 2 Double-needle finish on hem and sleeve 2 Plain back 2 Raglan sleeves 2Black/Silver is a new colour addition

Fabrication: 160g 100% Polyester with moisture management finish: e-Dri

Branding:



Mens Golfer - Easy Fit									
Sizes	S	M	L	XL	2XL	3XL	4XL	5XL	
½ Chest (cm)	53	56.5	60	63.5	67	70.5	74	77.5	



Royal/Sky



Navy/White



Red/White



Black/Silver



L-APO - LADIES APOLLO GOLFER

Features: Knitted rib collar 2 Flattering V-shaped neck line 2 Raglan sleeves
2 Sublimated front body 2 Double-needle finish on hem and sleeve 2 Plain back

Fabrication: 160g 100% Polyester with moisture management finish: e-Dri

Branding:

E

SP

HP

NEW

Ladies Golfer - Regular Fit									
Sizes	XS	S	M	L	XL	2XL	3XL	4XL	5XL
½ Chest (cm)	46	49	51.5	54	56.5	59	61.5	64	66.5



Royal/Sky



Navy/White



Red/White



Black/Silver



FEV - MENS FEVER GOLFER

Features: Self-fabric collar 2 Three button grown on placket 2 Distinctive sublimated front print design 2 Solid back and sleeves 2 Side slits at hem

Fabrication: 160g 100% Polyester with moisture management

Branding:

E

SP

HP

NEW

Mens Golfer - Easy Fit								
Sizes	S	M	L	XL	2XL	3XL	4XL	5XL
½ Chest (cm)	53	56.5	60	63.5	67	70.5	74	77.5



Red/Black



Silver/Charcoal



Atlantic Blue/Navy

LFEV - LADIES FEVER GOLFER

Features: Self-fabric collar 2 Three button grown on placket 2 Distinctive sublimated front print design 2 Solid back and sleeves 2 Side slits at hem

Fabrication: 160g 100% Polyester with moisture management

Branding:

E

SP

HP

NEW

Ladies Golfer - Regular Fit									
Sizes	XS	S	M	L	XL	2XL	3XL	4XL	5XL
½ Chest (cm)	46	49	51.5	54	56.5	59	61.5	64	66.5



Red/Black



Silver/Charcoal



Atlantic Blue/Navy



GOLF SHIRTS



PATTERN



MEM - MEMPHIS GOLFER

Features: Contrast knitted rib collar and cuffs 2 Stripe tape detailing on the inner placket 2 Oxford fabric inner back yoke 2 Peep-out detail at the placket 2 Herringbone tape at the inner neckline 2 Side slits 2 Dropped shoulders with single top-stitching 2 Supplied with a loose pocket

Fabrication: 200g 65/35 Poly Cotton two-tone piqué knit

Branding:

E

SP

HP

Mens Golfer - Easy Fit								
Sizes	S	M	L	XL	2XL	3XL	4XL	5XL
½ Chest (cm)	53	56.5	60	63.5	67	70.5	74	77.5



Navy



Black



Sky



Khaki



**LAG - LAGUNA GOLFER**

Features: Two-piece self fabric collar 2 Constructed three button placket 2 Supplied with a loose pocket 2 Contrast inner placket 2 Side slits with double contrast bar-tacks

Fabrication: 100% Polyester

Branding:

E **SP** **HP**

NEW

Mens Golfer - Easy Fit

Sizes	S	M	L	XL	2XL	3XL	4XL	5XL
½ Chest (cm)	53	56.5	60	63.5	67	70.5	74	77.5



Navy Mélange/Ice Mélange



Charcoal Heather/Ice Mélange



Ice Mélange/Charcoal Heather



Maroon Mélange/Ice Mélange



RIO - RIO GOLFER

Features: Knitted rib collar 2 Dropped shoulder 2 Front and back side panels
2 Constructed three-button placket 2 Honeycomb panel on side body
2 Contrast piping on shoulder and side panel 2 Solid black back and side panel
2 Side slits 2 Double-needle finish on hem and sleeve hem
2 Supplied with a loose pocket

Fabrication: 140g 100% Cationic Polyester fabric

Branding:

E

SP

HP

Mens Golfer - Easy Fit								
Sizes	S	M	L	XL	2XL	3XL	4XL	5XL
½ Chest (cm)	53	56.5	60	63.5	67	70.5	74	77.5



Grey Mélange/Red



Grey Mélange/Sapphire



Grey Mélange/Lumo Green



Grey Mélange/Safety Yellow





LEW - LEWIS GOLFER

Features: Knitted rib collar and cuffs 2 Set in sleeves 2 Two button grown on placket
2 Loose pocket provided 2 Side slits at hem 2 Slub fabric with slight stretch for easy movement

Fabrication: 170g 96% Polyester 4% Spandex fabric

Branding:

E **SP** **HP**

NEW

Mens Golfer - Easy Fit								
Sizes	S	M	L	XL	2XL	3XL	4XL	5XL
½ Chest (cm)	53	56.5	60	63.5	67	70.5	74	77.5



Navy/Black



Red/Burgandy Mélange



Charcoal Mélange/Black



NEX - MENS NEXUS GOLFER

Features: Self-fabric two-piece collar 2 Constructed placket with inner contrast 2 Two-piece sleeve with contrast insert at cuff 2 Side seam twists to the front 2 Supplied with a loose pocket

Fabrication: 130g 100% Polyester with moisture management finish: e-Dri

Branding:

E

SP

HP

Mens Golfer - Easy Fit								
Sizes	S	M	L	XL	2XL	3XL	4XL	5XL
½ Chest (cm)	53	56.5	60	63.5	67	70.5	74	77.5



Red



Cobalt



Ice Blue



Grey

L-NEX - LADIES NEXUS GOLFER

Features: Self-fabric two-piece collar 2 Constructed placket with inner contrast 2 Two-piece sleeve with contrast insert at cuff 2 Side seam twists to the front 2 Feminine fit

Fabrication: 130g 100% Polyester with moisture management finish: e-Dri

Branding:

E

SP

HP

Ladies Golfer - Easy Fit									
Sizes	XS	S	M	L	XL	2XL	3XL	4XL	5XL
½ Chest (cm)	46	49	51.5	54	56.5	59	61.5	64	66.5



Red



Cobalt



Ice Blue



Grey







Navy Mélange



Cobalt Mélange



Charcoal Mélange



Ice Mélange



ZEP - MENS ZEPHYR GOLFER

Features: Self-fabric collar 2 Set in sleeves 2 Three button grown on placket 2 Loose pocket provided 2 Double needle top-stitching throughout for added durability side slits with bar-tacks 2 Superior melange knitted fabric

Fabrication: 170g 100% Polyester quick dry fabric

Branding:

E **SP** **HP**

NEW

Mens Golfer - Easy Fit								
Sizes	S	M	L	XL	2XL	3XL	4XL	5XL
½ Chest (cm)	53	56.5	60	63.5	67	70.5	74	77.5





Navy Mélange



Cobalt Mélange



Charcoal Mélange



Ice Mélange

L-ZEP - LADIES ZEPHYR GOLFER

Features: Sophisticated self-fabric mandarin collar styling 2 Cut away neckline 2 Set in sleeves 2 Two button placket 2 Double needle top-stitching throughout for added durability 2 Side slits with bar-tacks 2 Bust darts for feminine fit

Fabrication: 170g 100% Polyester quick dry fabric

Branding:

E

SP

HP

NEW

Ladies Golfer - Regular Fit

Sizes	XS	S	M	L	XL	2XL	3XL	4XL	5XL
½ Chest (cm)	46	49	51.5	54	56.5	59	61.5	64	66.5

HAR - MENS HARVEY GOLFER

Features: Two-piece jacquard collar with contrast tipping 2 Grown on three button placket 2 Supplied with a loose pocket 2 Jacquard cuff with contrast tipping 2 Side slits 2 Dropped shoulder

Fabrication: 160g 100% Cotton Mélange piqué knit

Branding:

E

SP

HP

NEW

Mens Golfer - Easy Fit								
Sizes	S	M	L	XL	2XL	3XL	4XL	5XL
½ Chest (cm)	53	56.5	60	63.5	67	70.5	74	77.5



Bottle



Navy



Charcoal



Sky

L-HAR - LADIES HARVEY GOLFER

Features: Two-piece jacquard collar with contrast tipping 2 Grown on five button placket 2 Jacquard cuff with contrast tipping 2 Side slits 2 Princess panels for a more feminine fit 2 Dropped shoulder

Fabrication: 160g 100% Cotton Mélange piqué knit

Branding:

E

SP

HP

NEW

Ladies Golfer - Regular Fit									
Sizes	XS	S	M	L	XL	2XL	3XL	4XL	5XL
½ Chest (cm)	46	49	51.5	54	56.5	59	61.5	64	66.5



Bottle



Navy



Charcoal



Sky





STA - MENS STARK GOLFER

Features: Side slits 2 Mélange golfer 2 Inverted Nylon zip-up placket 2 Knitted rib collar with contrast tipping 2 Cuffs with contrast piping 2 Inner contrast neck tape 2 Modern, high quality finish 2 Supplied with a loose pocket

Fabrication: 170g 60/40 Cotton rich fabric

Branding:

E

SP

HP

Mens Golfer - Easy Fit								
Sizes	S	M	L	XL	2XL	3XL	4XL	5XL
½ Chest (cm)	53	56.5	60	63.5	67	70.5	74	77.5



Navy



Black



L-STA - LADIES STARK GOLFER

Features: Knitted rib collar with tipping 2 Inverted nylon zip placket 2 Mélange golfer 2 Side slits 2 Inner contrast neck tape 2 Contrast piping at the sleeve cuffs

Fabrication: 170g 60/40 Cotton rich fabric

Branding:

E

SP

HP

Ladies Golfer - Regular Fit									
Sizes	XS	S	M	L	XL	2XL	3XL	4XL	5XL
½ Chest (cm)	46	49	51.5	54	56.5	59	61.5	64	66.5



Navy



Black





MM-PL - SHEER E-DRI GOLFER

Features: Solid colour 2 Coordinated knitted collar and cuffs 2 High performance garment at an attractive price point 2 Easy care garment 2 Supplied with a loose pocket

Fabrication: 155g 100% Polyester moisture management fabric: e-Dri

Branding:

E SP HP

Mens Golfer - Regular Fit								
Sizes	S	M	L	XL	2XL	3XL	4XL	5XL
½ Chest (cm)	55	58	60.5	63	65.5	68	71.5	74.5



Royal



Navy



Red



White



Black




Grey



Lime





GOLF SHIRTS  PLAIN

LAS-260B - 260G BARRON PIQUÉ KNIT GOLFER

Features: Distinctive coarse piqué knit construction 2 Double-needle stitching on the shoulders, armholes, sleeves and hem 2 Reinforced placket with three tonal buttons 2 Generous cut and weight 2 Two ridge collar, exclusive to BARRON 2 Supplied with a loose pocket

Fabrication: 260g 60/40 Heavy weight Cotton rich fabric

Branding:

E **SP** **HP**

Mens Golfer - Regular Fit									
Sizes	XS	S	M	L	XL	2XL	3XL	4XL	5XL
½ Chest (cm)	52.5	55	58	60.5	63	65.5	68	71.5	74.5



Navy



White



Black



Khaki

L-200 - 200G LADIES PIQUÉ KNIT GOLFER

Features: Self-fabric neck tape and a double-needle hem 2 Feminine fit and top-stitching 2 Euro-styled slim line placket with five tonal button 2 BARRON trademark two ridge collar

Fabrication: 200g 65/35 Poly Cotton fabric

Branding:

E **SP** **HP**

Ladies Golfer - Regular Fit									
Sizes	XS	S	M	L	XL	2XL	3XL	4XL	5XL
½ Chest (cm)	46	49	51.5	54	56.5	59	61.5	64	66.5



Royal



Navy



Red



White



Black



Lime



Surf Blue



Raspberry Pink



L175-SLV - LADIES 175G PIQUÉ KNIT SLEEVELESS GOLFER

Features: BARRON Trademark two ridge collar 2 Five button grown on placket 2 Side slits 2 Inner self-fabric neck tape 2 Sleeveless 2 Double-needle finish hem 2 Bust darts 2 Feminine fit

Fabrication: 65/35 Poly Cotton fabric with anti-pill finish

Branding:

E **SP** **HP**

Ladies Golfer - Regular Fit							
Sizes	XS	S	M	L	XL	2XL	3XL
½ Chest (cm)	46	49	51.5	54	56.5	59	61.5



Pink



Navy



Red



White



Black



LAS-175B - MENS 175G BARRON PIQUÉ KNIT GOLFER

Features: Double-needle finish on sleeves and hem 2 BARRON trademark two ridge collar 2 Supplied with a loose pocket 2 Three-button placket 2 Self-fabric neck tape on collar seam 2 Charcoal Heather is a new colourway
Fabrication: 175g 65/35 Poly Cotton fabric

Branding:

E **SP** **HP**

MATCHING KIDS AVAILABLE PG.508

Mens Golfer - Econo Fit								
Sizes	S	M	L	XL	2XL	3XL	4XL	5XL
½ Chest (cm)	53	55.5	58	60.5	63	65.5	68	70.5



Royal Pink Bottle Yellow



Navy Orange Red White



Black Blue Emerald Grey



Charcoal Heather Ice Mélange Khaki Purple



Maroon Military Lime Apple



Atlantic Blue Surf Blue Jade Papaya

L-175 - LADIES 175G BARRON PIQUÉ KNIT GOLFER

Features: BARRON trademark two ridge collar 2 Three-button placket 2 Side slits 2 Set sleeves 2 Double-needle finish on sleeves and hem 2 Feminine fit 2 Charcoal Heather and Purple are new colourways
Fabrication: 175g 65/35 Poly Cotton fabric with anti-pill finish

Branding:

E **SP** **HP**

Ladies Golfer - Regular Fit									
Sizes	XS	S	M	L	XL	2XL	3XL	4XL	5XL
½ Chest (cm)	46	49	51.5	54	56.5	59	61.5	64	66.5



Royal Pink Yellow



Navy Orange Red



White Black Emerald



Grey Charcoal Heather Khaki



Purple Lime Blue



Atlantic Blue Surf Blue



175-LONG - MENS 175G PIQUÉ KNIT LONG SLEEVE GOLFER

Features: Anti-pill finish 2 Two ridge collar 2 Double-needle finish on the hem and sleeves 2 Three-button placket 2 Inner self-fabric tape 2 Supplied with a loose pocket 2 Charcoal Heather is a new colour addition
Fabrication: 175g 65/35 Poly Cotton piqué knit

Branding:



MATCHING KIDS AVAILABLE PG.509

Mens Golfer - Econo Fit								
Sizes	S	M	L	XL	2XL	3XL	4XL	5XL
½ Chest (cm)	53	55.5	58	60.5	63	65.5	68	70.5



Royal



Navy



Red



White



Black



Charcoal Heather

L175-LONG - LADIES 175G PIQUÉ KNIT LONG SLEEVE GOLFER

Features: Bust darts for a feminine fit 2 Anti-pill finish 2 Two ridge collar detail 2 Double-needle finish on the hem and sleeves 2 Slim five button placket 2 Shaped waist for a feminine fit 2 Charcoal Heather is a new colour addition
Fabrication: 175g 65/35 Poly Cotton piqué knit

Branding:



Ladies Golfer - Regular Fit									
Sizes	XS	S	M	L	XL	2XL	3XL	4XL	5XL
½ Chest (cm)	46	49	51.5	54	56.5	59	61.5	64	66.5



Royal



Navy



Red



White



Black



Charcoal Heather





EHO - MENS ECHO GOLFER

Features: Tonal mesh panels at the sleeve and body 2 Knitted collar 2 Two button placket 2 Set in sleeves 2 Top-stitching on the armhole and side panels 2 Supplied with a loose pocket

Fabrication: 135g 100% Polyester fabric with moisture management finish: e-Dri

Branding:

E

SP

HP

Mens Golfer - Easy Fit								
Sizes	S	M	L	XL	2XL	3XL	4XL	5XL
½ Chest (cm)	53	56.5	60	63.5	67	70.5	74	77.5



Royal



Navy



Red



White



Black

LEHO - LADIES ECHO GOLFER

Features: Tonal mesh panels at sleeve and body 2 Shaped waistline for feminine fit 2 Knitted collar 2 Cut-away neckline with three button placket 2 Set-in sleeves

Fabrication: 135g 100% Polyester fabric with moisture management finish: e-Dri

Branding:

E

SP

HP

NEW

Ladies Golfer - Regular Fit									
Sizes	XS	S	M	L	XL	2XL	3XL	4XL	5XL
½ Chest (cm)	46	49	51.5	54	56.5	59	61.5	64	66.5



Navy



Red



Black

GOLF SHIRTS



PLAIN



LUN - MENS LUNAR GOLFER

Features: Knitted Rib cuffs 2 Set sleeves 2 Dropped shoulder 2 Two button placket
2 Knitted rib collar 2 Supplied with a loose pocket

Fabrication: 160g 100% Polyester piqué knit with moisture management finish: e-Dri

Branding:

E SP HP

Mens Golfer - Easy Fit								
Sizes	S	M	L	XL	2XL	3XL	4XL	5XL
½ Chest (cm)	53	56.5	60	63.5	67	70.5	74	77.5



Royal



Navy



Red



White



Sapphire Blue



Black



L-LUN - LADIES LUNAR GOLFER

Features: Knitted rib cuffs 2 Set sleeves 2 Dropped shoulder 2 Two button placket
2 Knitted rib collar 2 Feminine cut
Fabrication: 160g 100% Polyester piqué knit with moisture management finish: e-Dri
Branding:

E

SP

HP

Ladies Golfer - Regular Fit									
Sizes	XS	S	M	L	XL	2XL	3XL	4XL	5XL
½ Chest (cm)	46	49	51.5	54	56.5	59	61.5	64	66.5



Royal



Navy



Red



White



Black



Sapphire Blue



CPR - MENS CAPRICE GOLFER

Features: Self fabric two-piece collar 2 Set sleeves 2 Side slits with double bar-tacks at top 2 Grown on placket 2 Double-needle finish on hem and sleeve hem 2 Supplied with a loose pocket 2 Royal is a new colour addition 2 Now also available in long sleeves

Fabrication: 180g 65/35 Poly Cotton single jersey

Branding:

E

SP

HP

Mens Golfer - Regular Fit								
Sizes	S	M	L	XL	2XL	3XL	4XL	5XL
½ Chest (cm)	53	56.5	60	63.5	67	70.5	74	77.5



Royal



Navy



Red



White



Black



Charcoal

L-CPR - LADIES CAPRICE GOLFER

Features: Self fabric two-piece collar 2 Set sleeves 2 Side slits with double bar-tacks at top 2 Grown on placket 2 Double-needle finish on hem and sleeve hem 2 Feminine fit 2 Royal is a new colour addition 2 Now also available in long sleeves

Fabrication: 180g 65/35 Poly Cotton single jersey

Branding:

E

SP

HP

Ladies Golfer - Regular Fit									
Sizes	XS	S	M	L	XL	2XL	3XL	4XL	5XL
½ Chest (cm)	46	49	51.5	54	56.5	59	61.5	64	66.5



Royal



Navy



Red



White



Black



Charcoal





CPR - MENS LONG SLEEVE CAPRICE GOLFER

Features: Self fabric two-piece collar 2 Set sleeves 2 Side slits with double bar-tacks at top 2 Grown on placket 2 Double-needle finish on hem and sleeve hem
2 Supplied with a loose pocket

Fabrication: 180g 65/35 Poly Cotton single jersey

Branding:

E

SP

HP

NEW

Mens Golfer - Easy Fit								
Sizes	S	M	L	XL	2XL	3XL	4XL	5XL
½ Chest (cm)	53	56.5	60	63.5	67	70.5	74	77.5



Navy



Black



Charcoal

L - CPR - LADIES LONG SLEEVE CAPRICE GOLFER

Features: Self fabric two-piece collar 2 Set sleeves 2 Side slits with double bar-tacks at top 2 Grown on placket 2 Double-needle finish on hem and sleeve hem 2 Feminine fit

Fabrication: 180g 65/35 Poly Cotton single jersey

Branding:

E

SP

HP

NEW

Ladies Golfer - Regular Fit									
Sizes	XS	S	M	L	XL	2XL	3XL	4XL	5XL
½ Chest (cm)	46	49	51.5	54	56.5	59	61.5	64	66.5



Navy



Black



Charcoal





MS-PINT - MENS PINTO GOLFER

Features: Solid knitted collar with jacquard detail at edge 2 Set in sleeves 2 Textured surface fabric detail 2 Dropped shoulder 2 Three-button grown on placket 2 Side slits 2 Supplied with a loose pocket 2 Top-stitching detail on hem, shoulder and armholes
2 Red is a new colourway

Fabrication: 160g 100% Polyester moisture management

Branding:

E SP HP

Mens Golfer - Easy Fit								
Sizes	S	M	L	XL	2XL	3XL	4XL	5XL
½ Chest (cm)	53	56.5	60	63.5	67	70.5	74	77.5



Navy



Red



Black



Granite



Sapphire



LS-PINT - LADIES PINTO GOLFER

Features: Solid knitted collar with jacquard detail at edge 2 Set in sleeves 2 Textured surface fabric detail 2 Cut away placket detail with two buttons 2 Side slits 2 Top-stitching detail on hem, shoulder and armholes 2 Red is a new colourway
Fabrication: 160g 100% Polyester moisture management

Branding:

E

SP

HP

Ladies Golfer - Regular Fit									
Sizes	XS	S	M	L	XL	2XL	3XL	4XL	5XL
½ Chest (cm)	46	49	51.5	54	56.5	59	61.5	64	66.5



Navy



Red



Black



Granite



Sapphire



CON - MENS CONTOUR GOLFER

Features: Self-fabric collar 2 Classic golfer with lightweight fabric 2 Subtle tonal top-stitching detail 2 Side panels 2 Top-stitched armholes 2 Three-button placket 2 Supplied with a loose pocket

Fabrication: 135g 100% Polyester technical moisture management fabric: e-Dri

Branding:

E

SP

HP

Mens Golfer - Regular Fit								
Sizes	S	M	L	XL	2XL	3XL	4XL	5XL
½ Chest (cm)	55	58	60.5	63	65.5	68	71.5	74.5



Navy



White



Black



Blue



Purple



L-CON - LADIES CONTOUR GOLFER

Features: Easy care garment 2 Self-fabric collar 2 Flattering slimline four button placket 2 Shaped side panels 2 Top-stitched armholes 2 Back yoke 2 Side slits 2 Subtle tonal top-stitching detail

Fabrication: 135g 100% Polyester technical moisture management fabric: e-Dri

Branding:

E

SP

HP

Ladies Golfer - Regular Fit									
Sizes	XS	S	M	L	XL	2XL	3XL	4XL	5XL
½ Chest (cm)	46	49	51.5	54	56.5	59	61.5	64	66.5



Navy



White



Black



Blue



Purple



RIP - MENS RIPPLE GOLFER

Features: Surface interest fabric 2 Three-button grown on placket 2 Set sleeves 2 Dropped shoulder 2 Inner back neck yoke 2 Cover-seam hem and sleeve hem 2 Self-fabric neck tape 2 Side slits 2 Supplied with a loose pocket

Fabrication: 170g 100% Polyester with moisture management finish: e-Dri

Branding:

E

HP

Mens Golfer - Easy Fit								
Sizes	S	M	L	XL	2XL	3XL	4XL	5XL
½ Chest (cm)	53	56.5	60	63.5	67	70.5	74	77.5



Navy



Red



Black



Atlantic Blue

LRIP - LADIES RIPPLE GOLFER

Features: Knitted rib collar 2 Set sleeves 2 Three button grown on placket 2 Self-fabric neck tape 2 Dropped shoulders 2 Double needle top-stitching detail 2 Side slits with bar-tacks 2 Surface interest fabric

Fabrication: 170g 100% Polyester with moisture management finish: e-Dri

Branding:

E

SP

HP

NEW

Ladies Golfer - Regular Fit									
Sizes	XS	S	M	L	XL	2XL	3XL	4XL	5XL
½ Chest (cm)	46	49	51.5	54	56.5	59	61.5	64	66.5




Navy



Red



Black





FIE - MENS FIELD GOLFER

Features: Coordinated tipping on knitted collar and cuffs 2 Fashionable sporty styling 2 Contrast button stand 2 Double-stitched hem 2 Ribbed cuffs 2 Three-button placket 2 Supplied with a loose pocket

Fabrication: 180g 65/35 Poly Cotton rich knit fabric

Branding:



Mens Golfer - Regular Fit								
Sizes	S	M	L	XL	2XL	3XL	4XL	5XL
½ Chest (cm)	55	58	60.5	63	65.5	68	71.5	74.5



Royal/White



Navy/White



Red/White



White/Navy



Black/White



Silver/Black



Sky/White



Stone/White

L-FIE - LADIES FIELD GOLFER

Features: Subtle surface interest finish 2 Striped collar 2 Contrast button stand 2 Two button placket 2 Double-stitched hem 2 Side slits 2 Self-fabric neck tape

Fabrication: 180g 65/35 Poly Cotton rich knit fabric

Branding:



Ladies Golfer - Regular Fit									
Sizes	XS	S	M	L	XL	2XL	3XL	4XL	5XL
½ Chest (cm)	46	49	51.5	54	56.5	59	61.5	64	66.5



Royal/White



Navy/White



Red/White



White/Navy



Black/White



Silver/Black



Sky/White



Stone/White



MM-PI - MENS PINEHURST GOLFER

Features: Three-button placket 2 Easy care garment 2 Classic golfer 2 Surface stripe design 2 Back neck yoke 2 Double top-stitched armholes and shoulders 2 Durable and high quality garment 2 Supplied with a loose pocket 2 Bottle is a new colour addition

Fabrication: 160g 100% Polyester moisture management fabric: e-Dri

Branding:

E

SP

HP

Mens Golfer - Regular Fit								
Sizes	S	M	L	XL	2XL	3XL	4XL	5XL
½ Chest (cm)	55	58	60.5	63	65.5	68	71.5	74.5

LMM-PI - LADIES PINEHURST GOLFER

Features: Surface interest stripe design 2 Slim two button placket 2 Easy care garment 2 Side darts, a shaped body and side slits for a more feminine fit 2 Shoulder-to-shoulder tape 2 Top-stitched armholes and back neck yoke 2 Bottle is a new colour addition

Fabrication: 160g 100% Polyester moisture management fabric: e-Dri

Branding:

E

SP

HP

Ladies Golfer - Regular Fit									
Sizes	XS	S	M	L	XL	2XL	3XL	4XL	5XL
½ Chest (cm)	46	49	51.5	54	56.5	59	61.5	64	66.5



Royal



Bottle



Navy



Red



Green



White



Black



Blue



Grey



Sky Blue



Vivid Orange



Royal



Bottle



Navy



Red



Green



White



Black



Blue



Grey



Sky Blue



Vivid Orange





WIL - WILLOW GOLFER

Features: Tonal knitted collar2 Three button placket 2 Tonal knitted sleeve cuffs
2 Surface interest fabric
Fabrication: 195g 100% Cotton popcorn knit
Branding:

E

SP

HP

NEW

Mens Golfer - Easy Fit								
Sizes	S	M	L	XL	2XL	3XL	4XL	5XL
½ Chest (cm)	53	56.5	60	63.5	67	70.5	74	77.5



Navy



Red



White



Black



Sapphire





BRV - BRAVO GOLFER

Features: Contrast mesh panels at the sleeve and body 2 Knitted collar 2 Two button placket 2 Set sleeves 2 Cover-seam stitching on the armhole and side panels
2 Supplied with a loose pocket

Fabrication: 135g 100% Polyester fabric with moisture management finish: e-Dri

Branding:



Mens Golfer - Easy Fit								
Sizes	S	M	L	XL	2XL	3XL	4XL	5XL
½ Chest (cm)	53	56.5	60	63.5	67	70.5	74	77.5



Royal/White



Red/Black



Sky/Navy





Navy/White



Red/Black



Granite/Black



Atlantic Blue/Navy

OME - OMEGA GOLFER

Features: Colour-blocked style 2 Shoulder panel design 2 Constructed three-button placket 2 Inner self-fabric neck tape 2 Cover-seam hem and sleeves 2 Modern look 2 Supplied with a loose pocket

Fabrication: 140g 100% Polyester piqué knit with moisture management: e-Dri

Branding:



Mens Golfer - Easy Fit								
Sizes	S	M	L	XL	2XL	3XL	4XL	5XL
½ Chest (cm)	53	56.5	60	63.5	67	70.5	74	77.5





Navy/Blue/White



Red/Charcoal/White



Black/Orange/White



Black/Red/White



Surf Blue/Black/White



Black/Charcoal/White

MM-IMP - IMPACT GOLFER

Features: Three tonal button placket 2 Raglan styling 2 Three-tone contrast panel design 2 Contrast piping on the sleeves and side panels 2 Oval contrast insert on the sleeve 2 Knitted contrast striped collar 2 Self-fabric neck tape 2 Double top-stitched hem 2 Easy care garment 2 Supplied with a loose pocket

Fabrication: 160g 100% Polyester moisture management fabric: e-Dri

Branding:

E **SP** **HP**

Mens Golfer - Easy Fit								
Sizes	S	M	L	XL	2XL	3XL	4XL	5XL
½ Chest (cm)	53	56.5	60	63.5	67	70.5	74	77.5

BRT367 - BRT HYDRO GOLFER

Features: Contrast mesh side panels 2 Contrast inner placket with two tonal buttons
2 Reflective print on the front body and back hem 2 Raglan sleeves 2 Shaped hem
Fabrication: 145g 100% Polyester with moisture management

Branding:

E

SP

HP



MATCHING KIDS AVAILABLE PG.513

Adults - Regular Fit								
Sizes	S	M	L	XL	2XL	3XL	4XL	5XL
½ Chest (cm)	51.5	55	58.5	62	65.5	69	72.5	76



Royal/White



Bottle/Gold



Navy/White



Red/Black



Black/White



Sky/Navy



BRT422 - BRT X-CELERATE GOLFER

Features: Sporty three-tone panel design 2 Reflective piping detail 2 Contrast rib collar
2 Raglan sleeve styling 2 Contrast inner placket detail 2 BRT Branding

Fabrication: 155g 100% Polyester fabric with moisture management finish: e-Dri

Branding:

E	SP	HP		MATCHING KIDS AVAILABLE PG.514	NEW
---	----	----	---	-----------------------------------	-----

Adults - Regular Fit									
Sizes	XS	S	M	L	XL	2XL	3XL	4XL	5XL
½ Chest (cm)	48	51.5	55	58.5	62	65.5	69	72.5	76



Royal/Black/White



Bottle/Gold/White



Navy/Grey/White



Red/Navy/White



Black/Grey/White



Sky/Navy/White



MM-PE - MENS PERFORMANCE GOLFER

Features: Sporty contrast insert styling 2 Easy care garment 2 Hi-tech golfer ideal for corporate and active wear 2 Contrast piping and arm inserts 2 Top-stitched constructed collar 2 Three-button placket 2 Supplied with a loose pocket

Fabrication: 190g 100% Polyester hi-tech moisture management fabric: e-Dri

Branding:

E **SP**

Mens Golfer - Regular Fit								
Sizes	S	M	L	XL	2XL	3XL	4XL	5XL
½ Chest (cm)	55	58	60.5	63	65.5	68	71.5	74.5



Navy/White



Orange/Black



White/Royal



Black/Silver





ARG - MENS ARGO GOLFER

Features: Cover-seam hem and sleeves 2 Diamond surface interest fabric 2 Self-fabric collar 2 Sporty look 2 Contrast paneling at the shoulder and sides 2 Grown-on two button placket with contrast detailing 2 Inner back neck binding 2 Supplied with a loose pocket

Fabrication: 160g 100% Polyester with moisture management: e-Dri

Branding:



Mens Golfer - Easy Fit								
Sizes	S	M	L	XL	2XL	3XL	4XL	5XL
½ Chest (cm)	53	56.5	60	63.5	67	70.5	74	77.5



Navy/White



Red/Black



Black/Sapphire



Charcoal/Vivid Orange





Royal/White



Bottle/White



Navy/White



Red/Black



White/Black



Sky/Navy



BRT339 - BRT CHAMPION GOLFER

Features: Knitted collar with tipping 2 Shaped panels with contrast insert detail on body 2 X-tech superior quick dry moisture management finish 2 Contrast piping
Fabrication: 145-155g 100% Polyester drop-stitch
Branding:

E **SP** **HP**



Adults - Regular Fit									
Sizes	XS	S	M	L	XL	2XL	3XL	4XL	5XL
½ Chest (cm)	48	51.5	55	58.5	62	65.5	69	72.5	76

GOLF SHIRTS



PANEL



Red/White/Black



Blue/White/Black



Grey/White/Black



THR - MENS THREE TONE GOLFER

Features: Double-needle finish on hem and sleeves 2 Innovative block design
2 Contrast side panels 2 Self-fabric neck tape 2 Shoulder-to-shoulder tape
2 Contrast inner placket 2 Knitted collar with contrast tipping
2 Supplied with a loose pocket

Fabrication: 190g Poly Cotton fabric

Branding:

E

SP

HP

Mens Golfer - Regular Fit								
Sizes	S	M	L	XL	2XL	3XL	4XL	5XL
½ Chest (cm)	55	58	60.5	63	65.5	68	71.5	74.5

BRT301 - BRT MENS REFLECT GOLFER

Features: Raglan short sleeve 2 Contrast detail on body 2 Reflective piping
2 Contrast inner button stand 2 Knitted collar 2 BRT branding
Fabrication: 155g 100% Polyester X-tech superior quick dry moisture management finish
Branding:

E

SP

HP



Mens Golfer - Regular Fit									
Sizes	XS	S	M	L	XL	2XL	3XL	4XL	5XL
½ Chest (cm)	48	51.5	55	58.5	62	65.5	69	72.5	76



Royal/White



Royal/Red



Bottle/Gold



Navy/White



Gold/Black



Red/Navy



Red/Bottle



White/Black



Black/White



Sky/Navy



Navy/White



White/Black



Sky/Navy

BRT355 - BRT LADIES REFLECT GOLFER

Features: Raglan short sleeves 2 Contrast panels 2 Reflective piping 2 Knitted collar
2 Contrast inner button stand 2 BRT branding 2 Feminine fit
Fabrication: 155g 100% Polyester X-tech superior quick dry moisture management finish
Branding:

E

SP

HP



Ladies Golfer - Feminine Fit							
Sizes	XS	S	M	L	XL	2XL	3XL
½ Chest (cm)	42	44.5	47	49.5	52	54.5	57





NER - MENS NERO GOLFER

Features: Self-fabric collar with contrast panel detail 2 Raglan sleeve styling
2 Three button grown on placket 2 Contrast panels at side and underarm
2 Loose pocket provided 2 Contrast insert panel at raglan sleeves
2 Fresh three-tone styling

Fabrication: 180g 60% Cotton 40% Polyester Piqué Knit fabric

Branding:

E SP HP

NEW

Mens Golfer - Easy Fit								
Sizes	S	M	L	XL	2XL	3XL	4XL	5XL
½ Chest (cm)	53	56.5	60	63.5	67	70.5	74	77.5



Navy/Grey/White



Red/Black/White



Black/Lime/White



L-NER - LADIES NERO GOLF SHIRT

Features: Self-fabric collar with contrast panel detail 2 Raglan sleeve styling 2 Three button grown on placket 2 Contrast shaped panels at side and underarm 2 Contrast insert panel at raglan sleeves 2 Fresh three-tone styling
Fabrication: 180g 60% Cotton 40% Polyester Piqué Knit fabric

Branding:

E

SP

HP

NEW

Ladies Golfer - Regular Fit									
Sizes	XS	S	M	L	XL	2XL	3XL	4XL	5XL
½ Chest (cm)	46	49	51.5	54	56.5	59	61.5	64	66.5



Navy/Grey/White



Red/Black/White



Black/Lime/White





Navy/White



White/Sapphire



Black/Red



Charcoal/Lime



FOC - MENS FOCUS GOLFER

Features: Contrast colours on the inner placket, inner neck tape, side panel, sleeve insert and collar tipping 2 Tonal flat binding and safety-stitching on the side panels and sleeve hem 2 Side slits 2 Supplied with a loose pocket

Fabrication: 170g 100% Polyester moisture management finish: e-Dri

Branding:

E **SP** **HP**

Mens Golfer - Easy Fit								
Sizes	S	M	L	XL	2XL	3XL	4XL	5XL
½ Chest (cm)	53	56.5	60	63.5	67	70.5	74	77.5





Navy/White




White/Sapphire



Black/Red



Charcoal/Lime



L-FOC - LADIES FOCUS GOLFER

Features: Contrast colours on the inner placket, inner neck tape, side panel, sleeve insert and collar tipping 2 Tonal flat binding and safety-stitching on the side panels and sleeve hem 2 Side slits 2 Feminine fit

Fabrication: 170g 100% Polyester moisture management finish: e-Dri

Branding:

E **SP** **HP**

Ladies Golfer - Regular Fit

Sizes	XS	S	M	L	XL	2XL	3XL	4XL	5XL
½ Chest (cm)	46	49	51.5	54	56.5	59	61.5	64	66.5

ODE - MENS ODYSSEY GOLFER

Features: Three-button placket with knitted collar 2 Easy care garment 2 Cutting edge sports styling 2 Suitable for active wear and to promote any brand 2 Colour contrasts in collars, button stands and insert panels on shoulders and body 2 Raglan styling 2 Supplied with a loose pocket

Fabrication: 145g 100% Polyester moisture management fabric: e-Dri

Branding:

E

SP

HP

Mens Golfer - Regular Fit								
Sizes	S	M	L	XL	2XL	3XL	4XL	5XL
½ Chest (cm)	55	58	60.5	63	65.5	68	71.5	74.5



White/Royal



White/Navy



White/Red



White/Black



White/Emerald



L-ODE - LADIES ODYSSEY GOLFER

Features: Flattering panel design with raglan styling 2 Two button placket with contrast piping and panels 2 Easy care garment 2 Cutting edge sports styling 2 Suitable for active wear and to promote any brand 2 Colour contrasts in collar, button stand and insert panels on shoulders and body

Fabrication: 145g 100% Polyester moisture management fabric: e-Dri

Branding:

E

SP

HP

Ladies Golfer - Regular Fit									
Sizes	XS	S	M	L	XL	2XL	3XL	4XL	5XL
½ Chest (cm)	46	49	51.5	54	56.5	59	61.5	64	66.5



White/Royal



White/Navy



White/Red



White/Black



White/Emerald







Royal/White



Navy/White



Red/Black



Sapphire/White

ECP - MENS ECLIPSE GOLFER

Features: Curved front and back panels 2 Knitted rib collar 2 Raglan sleeves 2 Inner contrast placket 2 Side slit 2 Supplied with a loose pocket
Fabrication: 170g 100% Polyester fabric with moisture management finish: e-Dri
Branding:
E **SP** **HP**

Mens Golfer - Regular Fit								
Sizes	S	M	L	XL	2XL	3XL	4XL	5XL
½ Chest (cm)	55	58	60.5	63	65.5	68	71.5	74.5



Royal/White



Navy/White



Red/Black



Sapphire/White

L-ECP - LADIES ECLIPSE GOLFER

Features: Curved front and back panels 2 Knitted rib collar 2 Raglan sleeves 2 Inner contrast placket 2 Side slit 2 Feminine fit

Fabrication: 170g 100% Polyester fabric with moisture management finish: e-Dri

Branding:

E **SP** **HP**

Ladies Golfer - Regular Fit									
Sizes	XS	S	M	L	XL	2XL	3XL	4XL	5XL
½ Chest (cm)	46	49	51.5	54	56.5	59	61.5	64	66.5

TOR - MENS TORPEDO GOLFER

Features: Asymmetrical swirl panel 2 Contrast set sleeve 2 Grown-on three-button placket with a peep-out 2 Inner contrast neck binding 2 Self-fabric collar
2 Supplied with a loose pocket 2 Royal/White and Navy/Red are new colourways
Fabrication: 150g 100% Polyester with moisture management: e-Dri

Branding:

E

SP

HP

Mens Golfer - Easy Fit								
Sizes	S	M	L	XL	2XL	3XL	4XL	5XL
½ Chest (cm)	53	56.5	60	63.5	67	70.5	74	77.5



Royal/White



Navy/Red



Red/Black



White/Navy



Black/Lime



Black/Vivid Orange

LTOR - LADIES TORPEDO GOLFER

Features: Asymmetrical swirl panel 2 Contrast set sleeve 2 Grown-on three-button placket with a peep-out 2 Inner contrast neck binding 2 Self-fabric collar 2 Royal/White and Navy/Red are new colourways
Fabrication: 150g 100% Polyester with moisture management: e-Dri

Branding:

E

SP

HP

Ladies Golfer - Regular Fit										
Sizes	XS	S	M	L	XL	2XL	3XL	4XL	5XL	
½ Chest (cm)	46	49	51.5	54	56.5	59	61.5	64	66.5	



Royal/ White



Navy/Red



Red/Black



White/Navy



Black/Lime



Black/Vivid Orange





REL - MENS RELAY GOLFER

Features: Three-tone design 2 Knitted rib collar 2 Raglan sleeves 2 Contrast shoulder and side panel 2 Constructed three-button placket 2 Double-needle finish on hem and sleeve hem 2 Supplied with a loose pocket

Fabrication: 170g 100% Polyester with moisture management finish: e-Dri

Branding:

- E
- SP
- HP

Mens Golfer - Easy Fit								
Sizes	S	M	L	XL	2XL	3XL	4XL	5XL
½ Chest (cm)	53	56.5	60	63.5	67	70.5	74	77.5



Navy/Red/White



Red/Black/White



Cobalt/Black/White



White/Black/Antique Blue

L-REL - LADIES RELAY GOLFER

Features: Three-tone design 2 Knitted rib collar 2 Raglan sleeves 2 Contrast shoulder and side panel 2 Constructed two button placket 2 Double-needle finish on hem and sleeve hem 2 Feminine fit

Fabrication: 170g 100% Polyester with moisture management finish: e-Dri

Branding:

- E
- SP
- HP

Ladies Golfer - Regular Fit									
Sizes	XS	S	M	L	XL	2XL	3XL	4XL	5XL
½ Chest (cm)	46	49	51.5	54	56.5	59	61.5	64	66.5



Navy/Red/White



Red/Black/White



Cobalt/Black/White



White/Black/Antique Blue





GO200B - MENS TWO-TONE GOLFER

Features: Coordinated tipping on knitted collar and cuffs 2 Generous cut BARRON golfer 2 Sporty styling 2 Excellent value for money 2 Double-needle finish on sleeves and hem 2 Self-fabric neck tape 2 Contrasting button stand 2 Contrast inner placket with three tonal buttons 2 Supplied with a loose pocket

Fabrication: 200g 65/35 Poly Cotton, single jersey knit fabric

Branding:

E

SP

HP

Mens Golfer - Regular Fit								
Sizes	S	M	L	XL	2XL	3XL	4XL	5XL
½ Chest (cm)	55	58	60.5	63	65.5	68	71.5	74.5



Navy/White



Red/Black



White/Navy



Black/Blue

L-GO210B - LADIES TWO-TONE GOLFER

Features: Two button placket 2 Double-needle hem finish 2 Flattering ladies8 style 2 Coordinated self-fabric neck tape 2 Contrasting button stand 2 Side inserts 2 Collar tipping and sleeve binding 2 Shaped fit with side slits and abbreviated sleeves

Fabrication: 200g 65/35 Poly Cotton, single jersey knit fabric

Branding:

E

SP

HP

Ladies Golfer - Regular Fit									
Sizes	XS	S	M	L	XL	2XL	3XL	4XL	5XL
½ Chest (cm)	46	49	51.5	54	56.5	59	61.5	64	66.5



Navy/White



Red/Black




White/Navy



Black/Blue







Navy/White



Red/Black



Navy/White



Red/Black



Black/White



Lime/Navvy



Black/White



Lime/Navvy

MAX - MENS MAXIMA GOLFER

Features: Knitted rib collar 2 Raglan sleeves with contrast shaped panel detail
2 Three button placket 2 Loose pocket provided 2 Unique two tone panelled design
2 Side slits with bar-tacks

Fabrication: 180g 65/35 Poly Cotton Single Jersey fabric

Branding:



NEW

Mens Golfer - Regular Fit								
Sizes	S	M	L	XL	2XL	3XL	4XL	5XL
½ Chest (cm)	55	58	60.5	63	65.5	68	71.5	74.5

L-MAX - LADIES MAXIMA GOLFER

Features: Tonal knit rib collar 2 Raglan sleeves with contrast shaped panel detail
2 Grown on placket styling 2 Feminine cut 2 Unique two tone panelled design
2 Side slits for extra comfort

Fabrication: 180g 65/35 Poly Cotton Single Jersey fabric

Branding:



NEW

Ladies Golfer - Regular Fit										
Sizes	XS	S	M	L	XL	2XL	3XL	4XL	5XL	
½ Chest (cm)	46	49	51.5	54	56.5	59	61.5	64	66.5	



VC - MENS VECTOR GOLFER

Features: Top-stitching finish 2 Sports styling 2 Shaped shoulder and sleeve colour-blocking 2 Back yoke 2 Three-button placket 2 Supplied with a loose pocket
2 Contrast knitted collar
Fabrication: 190g 65/35 Poly Cotton interlock knit fabric

Branding:

E

SP

HP

MATCHING KIDS AVAILABLE PG.511

Mens Golfer - Regular Fit								
Sizes	S	M	L	XL	2XL	3XL	4XL	5XL
½ Chest (cm)	55	58	60.5	63	65.5	68	71.5	74.5



Orange/White



Orange/Black



Cobalt/White



White/Grey



Black/Red



Lime/Navy



Bottle/Gold



Navy/White

L-VC - LADIES VECTOR GOLFER

Features: Top-stitching finish 2 Sporty and striking feminine fit 2 Shoulder and sleeve colour-blocking and piping detailing 2 Two button placket 2 Back yoke 2 Cotton twill neck taping 2 Interlock fabric for improved feminine fit
Fabrication: 210g 75/25 Poly Cotton interlock knit fabric

Branding:

E

SP

HP

Ladies Golfer - Regular Fit									
Sizes	XS	S	M	L	XL	2XL	3XL	4XL	5XL
½ Chest (cm)	46	49	51.5	54	56.5	59	61.5	64	66.5



Orange/White



Orange/Black



Cobalt/White



White/Grey



Black/Red



Lime/Navy



Navy/White





Navy/White



Red/Black



Cobalt/Black



Black/Silver



ETE - MENS ETERNITY GOLFER

Features: One-piece collar with single needle stitching 2 Constructed button stand with three buttons 2 Contrast inner collar and button stand 2 Contrast shoulder and side seam panels 2 Supplied with loose pocket

Fabrication: 180g 65/35 Poly Cotton

Branding:

E **SP** **HP**

NEW

Mens Golfer - Easy Fit								
Sizes	S	M	L	XL	2XL	3XL	4XL	5XL
½ Chest (cm)	53	56.5	60	63.5	67	70.5	74	77.5





Navy/White



Red/Black



Cobalt/Black



Black/Silver



L-ETE - LADIES ETERNITY GOLFER

Features: Contrast shoulder and side seam panels with edge stitching 2 One-piece collar with single needle stitching 2 Self-fabric collar 2 Three button constructed button stand 2 Contrast inner collar and button stand 2 Shaped waistline for feminine fit
Fabrication: 180g 65/35 Poly Cotton

Branding:

E SP HP

NEW

Ladies Golfer - Regular Fit

Sizes	XS	S	M	L	XL	2XL	3XL	4XL	5XL
½ Chest (cm)	46	49	51.5	54	56.5	59	61.5	64	66.5

MM-BW - MENS BREEZEWAY GOLFER

Features: Two-tone sport styling 2 Easy care garment 2 High performance look in a high performance fabric 2 Contrast placket 2 Shaped inserts 2 Self-fabric double cuffs and knitted collar detailing

Fabrication: 170g 100% Polyester moisture management fabric: e-Dri

Branding:

E

SP

HP

Mens Golfer - Regular Fit								
Sizes	S	M	L	XL	2XL	3XL	4XL	5XL
½ Chest (cm)	55	58	60.5	63	65.5	68	71.5	74.5



Royal/White



Navy/Gold



Navy/Red



Navy/White



Red/Black



White/Navy



Black/Yellow



Black/Lime



Ice Blue/White

LMM-BW - LADIES BREEZEWAY GOLFER

Features: Two-tone sporty styling 2 Zipper placket styling 2 Easy care garment 2 Ultimate ladies8 golfer 2 Shaped body, side slits and curved side panel inserts 2 Top quality finishes all around

Fabrication: 170g 100% Polyester moisture management fabric: e-Dri

Branding:

E

SP

HP

Ladies Golfer - Regular Fit									
Sizes	XS	S	M	L	XL	2XL	3XL	4XL	5XL
½ Chest (cm)	46	49	51.5	54	56.5	59	61.5	64	66.5



Royal/White



Navy/Gold



Navy/Red



Navy/White



Red/Black



White/Navy



Black/Yellow



Black/Lime



Ice Blue/White



Pink/Black



DER - MENS DERBY GOLFER

Features: Tonal knitted collar 2 Easy care garment 2 Active golfer 2 Contrast cuffs
2 Shaped front panels and piping 2 Tonal three-button placket with contrast inner
2 Self-fabric neck tape and back yoke design 2 Contrast piping colour
2 Supplied with a loose pocket 2 Red/Black is a new colour addition

Fabrication: 130g Polyester fabric with moisture management finish: e-Dri

Branding:

E **SP** **HP**

Mens Golfer - Easy Fit								
Sizes	S	M	L	XL	2XL	3XL	4XL	5XL
½ Chest (cm)	53	56.5	60	63.5	67	70.5	74	77.5



Navy/White



Red/Black



Black/Red




Grey/Lime



Silver/Black



Sapphire/White



L-DER - LADIES DERBY GOLFER

Features: Easy care garment 2 Tapered side seams 2 Tonal two button placket with contrast inner 2 Knitted collar 2 Contrast cuffs 2 Self-fabric neck tape 2 Innovative back yoke design with contrast piping 2 Red/Black is a new colour addition
Fabrication: 130g Polyester fabric with moisture management finish: e-Dri

Branding:

E **SP** **HP**

Ladies Golfer - Regular Fit									
Sizes	XS	S	M	L	XL	2XL	3XL	4XL	5XL
½ Chest (cm)	46	49	51.5	54	56.5	59	61.5	64	66.5



Navy/White



Red/Black



Black/Red



Grey/Lime



Silver/Black



Sapphire/White



BRT389 - BRT CHROME GOLFER

Features: Tonal knitted collar 2 Not supplied with a loose pocket 2 Raglan sleeve
2 Contrast insert panels on sleeves 2 BRT Branding 2 Contrast placket detail

Fabrication: 130g 100% Polyester fabric with moisture management finish: e-Dri

Branding:

E SP HP



Adults - Regular Fit										
Sizes	XS	S	M	L	XL	2XL	3XL	4XL	5XL	
½ Chest (cm)	48	51.5	55	58.5	62	65.5	69	72.5	76	



Royal/White



Navy/White



Red/Black



Black/White





MRC - MERCURY GOLFER

Features: Contrast self-fabric collar 2 Set sleeves 2 Contrast stitching 2 Contrast insert at sleeve cuff 2 Top-stitching throughout 2 Three-button grown on placket 2 Side slits 2 Supplied with a loose pocket

Fabrication: 155g 100% Polyester with moisture management finish: e-Dri

Branding:



Mens Golfer - Easy Fit								
Sizes	S	M	L	XL	2XL	3XL	4XL	5XL
½ Chest (cm)	53	56.5	60	63.5	67	70.5	74	77.5



Navy/White



Red/Black



White/Black




Black/Lime





Navy/White



Black/Red



Charcoal/Lime

G-VEG - VEGA GOLFER

Features: Self-fabric collar 2 Contrast printed panel on sleeve hem 2 Contrast printed shaped panels on front 2 Tonal three-button placket 2 Tonal neck tape
Fabrication: 150g 100% Polyester interlock

Branding:

E **SP** **HP**

Mens Golfer - Easy Fit								
Sizes	S	M	L	XL	2XL	3XL	4XL	5XL
½ Chest (cm)	53	56.5	60	63.5	67	70.5	74	77.5





GOLF SHIRTS  CONTRAST



Royal/White



Bottle/White



Navy/White



Black/White

BRT316 - BRT ECONO GOLFER

Features: Short fitted sleeve 2 Contrast detail on shoulders 2 Self-fabric collar
Fabrication: 145g 100% Piqué knit Polytech Polyester

Branding:



MATCHING KIDS AVAILABLE PG.512

Adults - Regular Fit								
Sizes	S	M	L	XL	2XL	3XL	4XL	5XL
½ Chest (cm)	51.5	55	58.5	62	65.5	69	72.5	76





COL - COLOUR STRIPE GOLFER

Features: Welt collar and cuffs 2 Shoulder-to-shoulder tape 2 Double-stitched hem
2 Contrasting striped collar and cuffs 2 Three matching button placket
2 Easy care garment 2 Supplied with a loose pocket

Fabrication: 155g 100% Polyester piqué knit fabric: e-Dri

Branding:

E **SP** **HP**

Mens Golfer - Regular Fit								
Sizes	S	M	L	XL	2XL	3XL	4XL	5XL
½ Chest (cm)	55	58	60.5	63	65.5	68	71.5	74.5



Navy/Khaki/White



Red/Navy/White



Sky/Navy/White



ACH - ARCHER LONG SLEEVE GOLFER

Features: Double-needle stitching at hem 2 Knitted rib cuffs 2 Side slits 2 Contrast inner placket and self-fabric neck tape 2 Contrast knitted collar 2 Dropped shoulder with top-stitching 2 Three Button placket

Fabrication: 175g 65/35 Poly Cotton piqué knit

Branding:

E **SP** **HP**

Mens Golfer - Econo Fit								
Sizes	S	M	L	XL	2XL	3XL	4XL	5XL
½ Chest (cm)	53	55.5	58	60.5	63	65.5	68	70.5



Navy/Silver



Red/Black



White/Black



Black/Khaki

BRT378 - BRT TURBO GOLFER

Features: Raglan sleeves 2 Contrast mesh panels on the side hem and back yoke
2 Reflective tape detail on raglan sleeves 2 Zip-up placket with silver trim
2 Self-fabric collar

Fabrication: 160g 100% Polyester with moisture management finish: e-Dri

Branding:

E

SP

HP



MATCHING KIDS AVAILABLE PG.507

Adults - Regular Fit								
Sizes	S	M	L	XL	2XL	3XL	4XL	5XL
½ Chest (cm)	51.5	55	58.5	62	65.5	69	72.5	76



Royal/White



Bottle/White



Navy/White



Red/White



Black/White



Sky/Navy



FLX - FELIX GOLFER

Features: Subtle debossed fabric on the front chest 2 Knitted rib collar 2 Two button placket 2 Contrast piping on the front panel 2 Double-needle finish on hem and sleeve hem 2 Red/Black is a new colourway

Fabrication: 150g 100% Polyester with moisture management finish: e-Dri

Branding:

E **HP**

Mens Golfer - Easy Fit								
Sizes	S	M	L	XL	2XL	3XL	4XL	5XL
½ Chest (cm)	53	56.5	60	63.5	67	70.5	74	77.5



Navy/White



Red/Black



Black/Silver



Granite/Red



MRV - MARVEL GOLFER

Features: Contrast detail on the shoulder and sleeve panel 2 Constructed button stand 2 Tonal buttons 2 Contrast inner neck tape 2 Knitted rib collar and cuff 2 Side insert panel 2 Supplied with a loose pocket

Fabrication: 170g 100% Polyspun piqué knit with moisture management finish: e-Dri

Branding:

E

SP

HP

Mens Golfer - Easy Fit								
Sizes	S	M	L	XL	2XL	3XL	4XL	5XL
½ Chest (cm)	53	56.5	60	63.5	67	70.5	74	77.5



Navy/White



Red/Black



Cobalt/Black



White/Surf Blue



GOLF SHIRTS



CONTRAST



Navy/Grey



Red/Black



Blue/Black



Grey/Black

SIG - SIGMA GOLFER

Features: Knitted rib collar and cuffs with contrast tipping 2 Extra sporty design 2 Side seams falling to the front 2 Inverted zip opening at the front with welded seams 2 Inner back neck binding 2 Safety stitching on the panel seams 2 Shaped back panel detail 2 Supplied with a loose pocket

Fabrication: 145g 100% Polyester with moisture management: e-Dri

Branding:

E SP HP

Mens Golfer - Easy Fit

Sizes	S	M	L	XL	2XL	3XL	4XL	5XL
½ Chest (cm)	53	56.5	60	63.5	67	70.5	74	77.5

SS - SHOULDER STRIPE GOLFER

Features: Solid shoulder panel 2 Contrast piping 2 Sporty style 2 Ridged striped collar
2 Three-button placket 2 Self-fabric neck tape 2 Classic surface interest fabric
2 Double-needle and top-stitching finish on shoulders, armholes, sleeves and hem
2 Supplied with a loose pocket

Fabrication: 170g 85/15 Cotton rich fabric

Branding:

E

SP

HP

Mens Golfer - Regular Fit								
Sizes	S	M	L	XL	2XL	3XL	4XL	5XL
½ Chest (cm)	55	58	60.5	63	65.5	68	71.5	74.5



PIP - MENS PIPING GOLFER

Features: Three-button placket 2 Contrast placket piping 2 Contrast tipping on the collar and cuffs 2 Supplied with a loose pocket 2 Side slit for ease of movement
Fabrication: 220g 65/35 Piqué knit Poly Cotton blend

Branding:

E **SP** **HP**

Mens Golfer - Regular Fit								
Sizes	S	M	L	XL	2XL	3XL	4XL	5XL
½ Chest (cm)	55	58	60.5	63	65.5	68	71.5	74.5



Royal/White



Navy/White



Green/White



Black/Yellow



Black/Orange



Black/Red



Black/Lime



Cherry Red/Black



TIT - MENS TITAN GOLFER

Features: Knitted collar and cuffs with contrast tipping 2 Single top-stitching on armholes and shoulders 2 Three-button placket 2 Contrast taped side slits
2 Supplied with a loose pocket

Fabrication: 200g Piqué knit 100% pre-shrunk Cotton

Branding:

E SP HP

Mens Golfer - Regular Fit								
Sizes	S	M	L	XL	2XL	3XL	4XL	5XL
½ Chest (cm)	55	59	60.5	63	65.5	69	71.5	74.5



Navy/White



Orange/Black



Red/Black



Blue/Black





Bottle/White



Navy/White



Black/White



Blue/White



Maroon/White

MM-EXC - MENS EXCEL GOLFER

Features: Double-stitched hem 2 Easy care garment 2 Contrast piping on the side seams and sleeves give this golf shirt a dynamic look 2 Knitted collar 2 Self-fabric neck tape 2 Single top-stitching on the armholes and shoulders 2 Matching two button placket 2 Supplied with a loose pocket

Fabrication: 160g 100% Polyester, moisture management fabric: e-Dri

Branding:



Mens Golfer - Easy Fit								
Sizes	S	M	L	XL	2XL	3XL	4XL	5XL
½ Chest (cm)	53	56.5	60	63.5	67	70.5	74	77.5



HI-NAV - NAVIGATOR GOLFER

Features: Contrast piping detail 2 Easy care garment 2 Raglan styling 2 Coordinated knitted collar 2 White marble three-button reinforced placket 2 Striking option for safety wear 2 Will complement any promotional range 2 High-visibility safety colours

Fabrication: 170g 100% Polyester fabric

Branding:

E

SP

HP

Mens Golfer - Regular Fit								
Sizes	S	M	L	XL	2XL	3XL	4XL	5XL
½ Chest (cm)	55	58	60.5	63	65.5	68	71.5	74.5



Safety Yellow/Navy



Safety Orange/Navy





Navy/Lime



Black/Blue



Grey/Red



BRT324 - BRT SPEEDSTER GOLF SHIRT

Features: Visible contrast stitching 2 Short fitted sleeve 2 Self-fabric collar

2 Quick dry fabric 2 BRT Branding

Fabrication: 150g 100% Polyester

Branding:

E **SP** **HP**



Adults - Slim Fit										
Sizes	XS	S	M	L	XL	2XL	3XL	4XL	5XL	
½ Chest (cm)	45	48.5	52	55.5	59	62.5	66	69.5	73	



ASP - MENS ASPEN GOLFER

Features: Contrast self-fabric collar 2 Contrast placket, inner neck tape and sleeve cuff
2 Set sleeves 2 Tonal buttons to match the placket 2 Dropped shoulder 2 Red/Black is a new
colour addition 2 Supplied with a loose pocket
Fabrication: 175g 65/35 Poly Cotton single jersey fabric

Branding:

E

SP

HP

Mens Golfer - Econo Fit								
Sizes	S	M	L	XL	2XL	3XL	4XL	5XL
½ Chest (cm)	53	55.5	58	60.5	63	65.5	68	70.5



Navy/Steel Grey



Red/Black



Black/Steel Grey



Black/Lime



Sapphire/White



L-ASP- LADIES ASPEN GOLFER

Features: Contrast self-fabric collar 2 Contrast placket, inner neck tape and sleeve binding
2 Set sleeves 2 Tonal buttons to match the placket 2 Dropped shoulder 2 Feminine fit
2 Red/Black is a new colour addition

Fabrication: 175g 65/35 Poly Cotton single jersey fabric

Branding:

E **SP** **HP**

Ladies Golfer - Regular Fit									
Sizes	XS	S	M	L	XL	2XL	3XL	4XL	5XL
½ Chest (cm)	46	49	51.5	54	56.5	59	61.5	64	66.5



Navy/Steel Grey



Red/Black



Black/Steel Grey



Black/Lime



Sapphire/White



MG-EAG - MENS EAGLE GOLFER

Features: Contrast knitted collar 2 Dropped shoulder with twin-needle stitch
2 Contrast sleeves 2 Contrast back panel 2 Back neck yoke
2 Contrast placket and buttons
Fabrication: 150g 100% Polyester piqué knit moisture management

Branding:

E

SP

HP

Mens Golfer - Easy Fit								
Sizes	S	M	L	XL	2XL	3XL	4XL	5XL
½ Chest (cm)	53	56.5	60	63.5	67	70.5	74	77.5



Navy/Charcoal



Red/Black



White/Silver



Black/Charcoal

LG-EAG - LADIES EAGLE GOLFER

Features: Contrast knitted collar 2 Dropped shoulder with twin-needle stitch
2 Contrast sleeves 2 Contrast back panel 2 Back neck yoke
2 Contrast placket and buttons
Fabrication: 150g 100% Polyester piqué knit moisture management

Branding:

E

SP

HP

Ladies Golfer - Regular Fit									
Sizes	XS	S	M	L	XL	2XL	3XL	4XL	5XL
½ Chest (cm)	46	49	51.5	54	56.5	59	61.5	64	66.5



Navy/Charcoal



Red/Black



White/Silver



Black/Charcoal



GOLF SHIRTS



CONTRAST



M-CS - MENS CREST GOLFER

Features: Self-fabric collar 2 Set in sleeves 2 Contrast back and front yoke
2 Contrast Top-stitching throughout 2 Three-button placket 2 Side slits
2 Supplied with a loose pocket

Fabrication: 150g 100% Polyester, with Moisture management

Branding:

E

SP

HP

Mens Golfer - Easy Fit								
Sizes	S	M	L	XL	2XL	3XL	4XL	5XL
½ Chest (cm)	53	56.5	60	63.5	67	70.5	74	77.5



Navy/White



Red/Grey



White/Black



Black/Lime



L-CS - LADIES CREST GOLFER

Features: Self-fabric collar 2 Set in sleeves 2 Front princess panels 2 Contrast back and front yoke 2 Contrast Top-stitching throughout 2 Two button placket 2 Side slits
Fabrication: 150g 100% Polyester, with Moisture management

Branding:

E

SP

HP

Ladies Golfer - Regular Fit									
Sizes	XS	S	M	L	XL	2XL	3XL	4XL	5XL
½ Chest (cm)	46	49	51.5	54	56.5	59	61.5	64	66.5



Navy/White



Red/Grey



White/Black



Black/Lime



MG-RAY - MENS RAY GOLFER

Features: Knitted collar 2 Sleeve cuff has a knit rib insert with contrast tipping detail 2 Contrast inner placket 2 Contrast inner neck tape 2 Constructed three-button placket with flat contrast binding 2 Supplied with a loose pocket

Fabrication: 170g 100% Cotton piqué knit pre-shrunk

Branding:

E

SP

HP

Mens Golfer - Easy Fit									
Sizes	S	M	L	XL	2XL	3XL	4XL	5XL	
½ Chest (cm)	53	56.5	60	63.5	67	70.5	74	77.5	



LG-RAY - LADIES RAY GOLFER

Features: Knitted collar 2 Sleeve cuff has a knit rib insert with contrast tipping detail 2 Contrast inner placket 2 Contrast inner neck tape 2 Constructed three-button placket with flat contrast binding

Fabrication: 170g 100% Cotton piqué knit pre-shrunk

Branding:

E

SP

HP

Ladies Golfer - Regular Fit									
Sizes	XS	S	M	L	XL	2XL	3XL	4XL	5XL
½ Chest (cm)	46	49	51.5	54	56.5	59	61.5	64	66.5





SOO - MENS SOLO GOLFER

Features: Full shoulder and sleeve panel 2 Contrast inserts at the neck, sleeve hem and back 2 Knitted rib collar 2 Inner neck binding 2 Three-button grown on placket 2 Double-needle finish at hem and sleeve hem 2 Side slits 2 Supplied with a loose pocket

Fabrication: 160g 100% Polyester fabric with moisture management finish: e-Dri

Branding:

E

SP

HP

Mens Golfer - Easy Fit								
Sizes	S	M	L	XL	2XL	3XL	4XL	5XL
½ Chest (cm)	53	56.5	60	63.5	67	70.5	74	77.5



Navy/White



Red/Black



Black/Orange



Black/Lime



Sapphire/White



L-S00 - LADIES SOLO GOLFER

Features: Full shoulder and sleeve panel 2 Contrast inserts at the neck, sleeve hem and back 2 Knitted rib collar 2 Inner neck binding 2 Two button cut-away placket 2 Double-needle finish at hem and sleeve hem 2 Side slits 2 Feminine fit
Fabrication: 160g 100% Polyester fabric with moisture management finish: e-Dri

Branding:

E **SP** **HP**

Ladies Golfer - Regular Fit									
Sizes	XS	S	M	L	XL	2XL	3XL	4XL	5XL
½ Chest (cm)	46	49	51.5	54	56.5	59	61.5	64	66.5



Navy/White



Red/Black



Black/Orange



Black/Lime



Sapphire/White



GO170B - MENS JACQUARD COLLAR GOLFER

Features: Unique jacquard collar design 2 Cool and comfort-feel fabric
2 Reinforced placket with top-stitching 2 Self-fabric neck tape
2 Three fashionable buttons 2 Supplied with a loose pocket

Fabrication: 170g 100% High quality Cotton single jersey fabric

Branding:

E

SP

HP

Mens Golfer - Standard Fit								
Sizes	S	M	L	XL	2XL	3XL	4XL	5XL
½ Chest (cm)	50	54	58	62	66	70	74	78



Royal



Navy



White



Black



Khaki



Stone



L-GO170B - LADIES JACQUARD COLLAR GOLFER

Features: Stylish cross-over V-neck placket 2 Shaped feminine fit
2 Unique jacquard collar design

Fabrication: 170g 100% High quality Cotton single jersey fabric

Branding:

E

SP

HP

Ladies Golfer - Standard Fit									
Sizes	XS	S	M	L	XL	2XL	3XL	4XL	5XL
½ Chest (cm)	45	48	51	54	57	60	63	66	69



Royal



Navy



White



Black



Khaki



Stone



VIT - MENS VITALITY GOLFER

Features: Peep-out detail at sleeve hem 2 Trimmed with a two-piece collar
2 Striking panel collar design 2 Contrast insert at the inner collar stand and placket
2 Concealed placket 2 Lightweight 2 Supplied with a loose pocket

Fabrication: 145g 100% Polyester with moisture management: e-Dri

Branding:

E

SP

HP

Mens Golfer - Easy Fit								
Sizes	S	M	L	XL	2XL	3XL	4XL	5XL
½ Chest (cm)	53	56.5	60	63.5	67	70.5	74	77.5



Navy/Grey/White



Red/Black/White



White/Blue/Black



Black/Lime/White

L-VIT - LADIES VITALITY GOLFER

Features: Contrast peep-out detail at the sleeve hem 2 Self-fabric collar
2 Detailed collar that incorporates contrast panelled design elements
2 Double-stitching at the sleeves and hem 2 Lightweight

Fabrication: 145g 100% Polyester with moisture management: e-Dri

Branding:

E

SP

HP

Ladies Golfer - Regular Fit									
Sizes	XS	S	M	L	XL	2XL	3XL	4XL	5XL
½ Chest (cm)	46	49	51.5	54	56.5	59	61.5	64	66.5



Navy/Grey/White



Red/Black/White



White/Blue/Black



Black/Lime/White





NEP - MENS NEPTUNE GOLFER

Features: Self-fabric two-piece collar 2 Grown on placket with inner contrast 2 Raglan sleeves with contrast piping on front and back 2 Mesh panel under the arm with contrast piping 2 Inner back neck yoke 2 Double-needle finish on hem and sleeve hem 2 Supplied with a loose pocket 2 Black/White is a new colourway

Fabrication: 150g 100% Polyester with moisture management finish: e-Dri

Branding:

E

SP

HP

Mens Golfer - Easy Fit								
Sizes	S	M	L	XL	2XL	3XL	4XL	5XL
½ Chest (cm)	53	56.5	60	63.5	67	70.5	74	77.5



Navy/White



Red/White



White/Navy



Black/White



Sapphire Blue/White



L-NEP - LADIES NEPTUNE GOLFER

Features: Self-fabric two-piece collar 2 Grown on placket with inner contrast 2 Raglan sleeves with contrast piping on front and back 2 Mesh panel under the arm with contrast piping 2 Inner back neck yoke 2 Double-needle finish on hem and sleeve hem 2 Feminine fit 2 Black/White is a new colourway

Fabrication: 150g 100% Polyester with moisture management finish: e-Dri

Branding:

E **SP** **HP**

Ladies Golfer - Regular Fit									
Sizes	XS	S	M	L	XL	2XL	3XL	4XL	5XL
½ Chest (cm)	46	49	51.5	54	56.5	59	61.5	64	66.5



Navy/White



Red/White



White/Navy



Black/White



Sapphire Blue/White



EDG - MENS EDGE GOLFER

Features: Double top-stitching on hem and sleeves 2 Easy care garment 2 Sporty and stylish 2 Knitted collar with three button placket and contrast tipping 2 Contrast colour on sleeve insert, neck tape and cuff pipping 2 Supplied with a loose pocket

Fabrication: 160g 100% Polyester, lightweight moisture management fabric: e-Dri

Branding:

E

SP

HP

MATCHING KIDS AVAILABLE PG.510

Mens Golfer - Regular Fit								
Sizes	S	M	L	XL	2XL	3XL	4XL	5XL
½ Chest (cm)	55	58	60.5	63	65.5	68	71.5	74.5



Navy/White



Red/Black



White/Orange



Black/Grey



Surf Blue/White



L-EDG - LADIES EDGE GOLFER

Features: Double top-stitching on hem and sleeves 2 Contrast neck tape 2 Easy care garment 2 Sporty and stylish 2 Knitted collar with flattering V-neck design with contrast pipping 2 Contrast colour on sleeve insert and cuff tipping

Fabrication: 160g 100% Polyester, lightweight moisture management fabric: e-Dri

Branding:



Ladies Golfer - Regular Fit									
Sizes	XS	S	M	L	XL	2XL	3XL	4XL	5XL
½ Chest (cm)	46	49	51.5	54	56.5	59	61.5	64	66.5



Navy/White



Red/Black



White/Orange



Black/Grey



Surf Blue/White



LEI - MENS LEISURE GOLFER

Features: Double cuffs and hem 2 Two button placket 2 Sporty styled 2 Contrasting colours on the collar, button stand, cuffs, hem and shoulder piping 2 Supplied with a loose pocket

Fabrication: 160g 100% Polyester moisture management fabric: e-Dri

Branding:

E

SP

HP

Mens Golfer - Regular Fit								
Sizes	S	M	L	XL	2XL	3XL	4XL	5XL
½ Chest (cm)	55	58	60.5	63	65.5	68	71.5	74.5



White/Grey



Black/Red



Lime/Black

L-LEI - LADIES LEISURE GOLFER

Features: Tapered side seams 2 Double cuffs and hem 2 Sporty styled golfer 2 Contrasting colours on the collar, button stand, cuffs, hem and shoulder piping

Fabrication: 160g 100% Polyester moisture management fabric: e-Dri

Branding:

E

SP

HP

Ladies Golfer - Regular Fit									
Sizes	XS	S	M	L	XL	2XL	3XL	4XL	5XL
½ Chest (cm)	46	49	51.5	54	56.5	59	61.5	64	66.5



White/Grey



Black/Red



Lime/Black







Navy/White



Sapphire/White



Charcoal/White



JAZ - MENS JAZZ GOLFER


Features: Two piece collar 2 Subtle polka dot design on the inner collar stand, under collar and inner placket 2 Shoulder panel 2 Side slits 2 Tonal buttons 2 Self-fabric collar 2 Supplied with a loose pocket

Fabrication: 150g 100% Polyester fabric with moisture management finish: e-Dri

Branding:

E **SP** **HP**

Mens Golfer - Easy Fit								
Sizes	S	M	L	XL	2XL	3XL	4XL	5XL
½ Chest (cm)	53	56.5	60	63.5	67	70.5	74	77.5





GOLF SHIRTS



CONTRAST



Navy/White



Bright Pink/White



Sapphire/White



Charcoal/White

L-JAZZ - LADIES JAZZ GOLFER

Features: Two-piece collar 2 Subtle polka dot design on the rounded collar and inner sleeve cuff 2 Shoulder panel 2 Side slits 2 Tonal buttons 2 Feminine fit

Fabrication: 150g 100% Polyester fabric with moisture management finish: e-Dri

Branding:

E **SP** **HP**

Ladies Golfer - Regular Fit										
Sizes	XS	S	M	L	XL	2XL	3XL	4XL	5XL	
½ Chest (cm)	46	49	51.5	54	56.5	59	61.5	64	66.5	



MM-BAX - MENS BAXTER GOLFER

Features: Easy care garment 2 Lightweight contemporary styling 2 Trimmed with a two-piece three-button placket 2 Contrast colour detailing on the knitted collar stand 2 Twill tape in the side slits 2 Contrast double cuffs 2 Supplied with a loose pocket 2 Royal/Silver is a new colourway

Fabrication: 155g 100% Polyester moisture management fabric: e-Dri

Branding:

E

SP

HP

Mens Golfer - Easy Fit								
Sizes	S	M	L	XL	2XL	3XL	4XL	5XL
½ Chest (cm)	53	56.5	60	63.5	67	70.5	74	77.5



Royal/Silver



Navy/White



Red/Black



White/Royal



Black/Yellow



Aqua/White

LMM-BAX - LADIES BAXTER GOLFER

Features: Contrast double cuffs 2 Easy care garment 2 Tapered side seams and front panel for a flattering feminine shape 2 Trimmed with a two-piece knitted collar 2 Four-button slim line placket 2 Contrast twill tape on the slits 2 Royal/Silver is a new colourway

Fabrication: 155g 100% Polyester moisture management fabric: e-Dri

Branding:

E

SP

HP

Ladies Golfer - Regular Fit									
Sizes	XS	S	M	L	XL	2XL	3XL	4XL	5XL
½ Chest (cm)	46	49	51.5	54	56.5	59	61.5	64	66.5



Royal/Silver



Navy/White



Red/Black



White/Royal



Black/Yellow



Aqua/White





VOR - MENS VORTEX GOLFER

Features: Tonal knitted collar 2 Easy care garment 2 Ultimate sports golfer 2 Reflective piping on sleeve insert and back yoke 2 Raglan styling 2 Three-button placket with contrast detail 2 Back yoke and cover-seam stitching at hem 2 Inverted honeycomb insert panels across shoulders and back yoke 2 Supplied with a loose pocket
2 Maroon is a new colourway

Fabrication: 150g 100% Polyester fabric with moisture management finish: e-Dri

Branding:

E

SP

HP

Mens Golfer - Easy Fit								
Sizes	S	M	L	XL	2XL	3XL	4XL	5XL
½ Chest (cm)	53	56.5	60	63.5	67	70.5	74	77.5



Navy



Red



Cobalt



Black



Deep Purple



Maroon



Lumo Green



Raspberry Pink



L-VOR - LADIES VORTEX GOLFER

Features: Contrast honeycomb panel at the raglan sleeves and back yoke 2 Reflective piping at the front and back 2 Inner contrast placket 2 Neck tape 2 Knitted rib collar
2 Feminine fit 2 Maroon is a new colourway

Fabrication: 150g 100% Polyester fabric with moisture management finish: e-Dri

Branding:

E **SP** **HP**

Ladies Golfer - Regular Fit									
Sizes	XS	S	M	L	XL	2XL	3XL	4XL	5XL
½ Chest (cm)	46	49	51.5	54	56.5	59	61.5	64	66.5



Navy



Red



Cobalt



Black



Deep Purple



Maroon



Lumo Green



Raspberry Pink



PUL - MENS PULSE GOLFER

Features: Side slits 2 Two-piece collar 2 Grown-on three-button placket 2 Set sleeves 2 Contrast check fabric on inner collar stand, inside of the sleeves and on the inner placket 2 A great choice for restaurants 2 Supplied with a loose pocket

Fabrication: 190g 100% Polyspun piqué knit fabric

Branding:

E

SP

HP

Mens Golfer - Easy Fit								
Sizes	S	M	L	XL	2XL	3XL	4XL	5XL
½ Chest (cm)	53	56.5	60	63.5	67	70.5	74	77.5



Royal



Navy



Red



Black



L-PUL - LADIES PULSE GOLFER

Features: A shaped waist-line gives this ladies8 design an elegant feel 2 Contrast check 2 Set-in sleeves 2 Side slits insert 2 Notch at the sleeves 2 Contrast inner button stand 2 Grown-on three-button placket 2 Two-piece collar with contrast check fabric on the underside and collar stand 2 Cover-seam at the hem

Fabrication: 190g 100% Polyspun piqué knit fabric

Branding:

E

SP

HP

Ladies Golfer - Regular Fit									
Sizes	XS	S	M	L	XL	2XL	3XL	4XL	5XL
½ Chest (cm)	46	49	51.5	54	56.5	59	61.5	64	66.5



Royal



Navy



Red



Black







Navy/Silver



White/Charcoal



Black/Silver

MG-VIP - MENS VIPER GOLFER

Features: Tonal self-fabric collar 2 Contrast print detail on sleeves and collar
2 Raglan sleeve styling 2 Three-button grown on placket 2 Side slits
2 Supplied with a loose pocket

Fabrication: 150g 100% Polyester interlock moisture management

Branding:

E

SP

HP

Mens Golfer - Easy Fit								
Sizes	S	M	L	XL	2XL	3XL	4XL	5XL
½ Chest (cm)	53	56.5	60	63.5	67	70.5	74	77.5





Navy/Silver



White/Charcoal



Black/Silver



MG-VIP - LADIES VIPER GOLFER

Features: Tonal self-fabric collar 2 Contrast print detail on sleeves and collar
2 Raglan sleeve styling 2 Three-button grown on placket

Fabrication: 150g 100% Polyester interlock moisture management

Branding:

E **SP** **HP**

Ladies Golfer - Regular Fit									
Sizes	XS	S	M	L	XL	2XL	3XL	4XL	5XL
½ Chest (cm)	46	49	51.5	54	56.5	59	61.5	64	66.5



FUS - MENS FUSION GOLFER

Features: High quality golfer with oxford fabric collar 2 Stylish upmarket design
2 Stripe tape insert at the inner placket 2 Oxford fabric insert at the inner back
neck, cuff and button stand 2 Stepped hem 2 Supplied with a loose pocket
Fabrication: 180g 65/35 Poly Cotton piqué knit

Branding:

E

SP

HP

Mens Golfer - Easy Fit								
Sizes	S	M	L	XL	2XL	3XL	4XL	5XL
½ Chest (cm)	53	56.5	60	63.5	67	70.5	74	77.5



Royal



Navy



Black



L-FUS - LADIES FUSION GOLFER


Features: Oxford fabric details at the collar, inner placket, sleeve hem and inner side slits
2 Sleeves also include a one button mock tab 2 Stepped hem 2 An upmarket golfer

Fabrication: 180g 65/35 Poly Cotton piqué knit

Branding:

E SP HP

Ladies Golfer - Regular Fit									
Sizes	XS	S	M	L	XL	2XL	3XL	4XL	5XL
½ Chest (cm)	46	49	51.5	54	56.5	59	61.5	64	66.5



MS-OCT - MENS OCTANE GOLFER

Features: Knitted collar with contrast panel 2 Sleeve cuff has a knitted rib insert 2 Contrast tipping detail 2 Contrast inner placket 2 Contrast inner neck tape 2 Three-button placket 2 Supplied with a loose pocket 2 Tonal tipping detail

Fabrication: 180g 92% Polyester, 8% Spandex, with Silicone wash

Branding:

E

SP

HP

Mens Golfer - Easy Fit								
Sizes	S	M	L	XL	2XL	3XL	4XL	5XL
½ Chest (cm)	53	56.5	60	63.5	67	70.5	74	77.5



Navy/White



Black/Silver



Sky/White



Stone/Black

LS-OCT - LADIES OCTANE GOLFER

Features: Knitted collar with contrast panel 2 Sleeve cuff has a knitted rib insert 2 Contrast tipping detail 2 Contrast inner placket 2 Contrast inner neck tape 2 Three-button placket 2 Tonal tipping detail

Fabrication: 180g 92% Polyester, 8% Spandex, with Silicone wash

Branding:

E

SP

HP

Ladies Golfer - Regular Fit									
Sizes	XS	S	M	L	XL	2XL	3XL	4XL	5XL
½ Chest (cm)	46	49	51.5	54	56.5	59	61.5	64	66.5



Navy/White



Black/Silver



Sky/White



Stone/Black





MM-XT - MENS X-TREME GOLFER

Features: Contrast shoulder piping 2 Sporty yet classic styling 2 Striped collar and two button placket 2 Self-fabric neck tape 2 Double-needle, top-stitching finish on shoulders, sleeves and hem 2 Underarm vent insert for added ventilation 2 Supplied with a loose pocket

Fabrication: 170g 100% Polyester, hi-tech moisture management fabric: e-Dri

Branding:

E

SP

HP

Mens Golfer - Regular Fit								
Sizes	S	M	L	XL	2XL	3XL	4XL	5XL
½ Chest (cm)	55	58	60.5	63	65.5	68	71.5	74.5



Navy/White



Black/White



Red/White



Cobalt/White

LMM-XT - LADIES X-TREME GOLFER

Features: Contrast shoulder piping 2 Shaped side panel insert 2 Sporty garment 2 Capped sleeves and feminine styling 2 Striped collar 2 Side slits 2 Distinctive two button placket 2 Double-needle, top-stitched shoulders, sleeves and hem

Fabrication: 170g 100% Polyester, hi-tech moisture management fabric: e-Dri

Branding:

E

SP

HP

Ladies Golfer - Regular Fit									
Sizes	XS	S	M	L	XL	2XL	3XL	4XL	5XL
½ Chest (cm)	46	49	51.5	54	56.5	59	61.5	64	66.5



Navy/White



Black/White



Red/White



Cobalt/White





MM-SPI - MENS SPIRIT GOLFER

Features: Double top-stitched hem 2 Double contrast twill tape and piping on the sleeves and placket 2 Matching knitted collar 2 Concealed placket with three matching buttons 2 Supplied with a loose pocket

Fabrication: 160g 100% Polyester moisture management fabric: e-Dri

Branding:

E

SP

HP

Mens Golfer - Easy Fit								
Sizes	S	M	L	XL	2XL	3XL	4XL	5XL
½ Chest (cm)	53	56.5	60	63.5	67	70.5	74	77.5



Navy/White



Green/White



Blue/White



White/Red



Black/Lime



Charcoal/Flouro Orange



LMM-SPI - LADIES SPIRIT GOLFER

Features: Sporty two-tone design 2 Double top-stitched hem and sleeves 2 Double contrast twill tape and piping on the sleeves and side panel 2 Flattering ladies8 golfer 2 Contrast knitted collar 2 Self-fabric neck tape 2 V-shaped placket with contrast piping

Fabrication: 160g 100% Polyester moisture management fabric: e-Dri

Branding:

E

SP

HP

Ladies Golfer - Regular fit								
Sizes	XS	S	M	L	XL	2XL	3XL	4XL
½ Chest (cm)	46	49	51.5	54	56.5	59	61.5	64



Navy/White



Green/White



Blue/White



White/Red




Black/Lime



Charcoal/Flouro Orange





FEL - MENS FELTON GOLFER

Features: Contrast insert on sleeves and hem 2 Easy care garment 2 Panel design golfer 2 Raglan styling and contrast piping 2 Self-fabric binding on the cuffs 2 Three-button placket with tonal buttons 2 Contrast neck yoke and knitted collar with contrast tipping 2 Supplied with a loose pocket

Fabrication: 170g 100% Polyester moisture management fabric: e-Dri

Branding:

E

SP

HP

Mens Golfer - Easy Fit								
Sizes	S	M	L	XL	2XL	3XL	4XL	5XL
½ Chest (cm)	53	56.5	60	63.5	67	70.5	74	77.5



Navy/Lime



Red/Charcoal



Black/Red



Grey/Lime



Blue/Grey



Navy/Safety Orange



L-FEL - LADIES FELTON GOLFER

Features: Knitted collar with contrast tipping 2 Contrast insert on side vent 2 Easy care garment 2 Raglan golfer 2 Contrast piping and self-fabric binding at the cuffs 2 Contrast neck yoke 2 Two button placket with contrast inner 2 Feminine shirt that complements the men8s design

Fabrication: 170g 100% Polyester moisture management fabric: e-Dri

Branding:

E **SP** **HP**

Ladies Golfer - Regular Fit									
Sizes	XS	S	M	L	XL	2XL	3XL	4XL	5XL
½ Chest (cm)	46	49	51.5	54	56.5	59	61.5	64	66.5



Navy/Lime



Red/Charcoal



Black/Red




Grey/Lime



Blue/Grey



GOLF SHIRTS CONTRAST



MAT - MENS MATRIX GOLFER

Features: Double-needle hem and top-stitching finish 2 Super soft feel fabric 2 A classic country club look 2 Contrast squared collar styling 2 Taped side slits and a double-stitched hem 2 Colour coordinated striped cuffs 2 Supplied with a loose pocket 2 Lime/White is a new colour addition

Fabrication: 190g 65/35 Poly Cotton fabric

Branding:

E **SP** **HP**

Mens Golfer - Regular Fit								
Sizes	S	M	L	XL	2XL	3XL	4XL	5XL
½ Chest (cm)	55	58	60.5	63	65.5	68	71.5	74.5



Royal/White



Navy/White



Red/White



White/Navy



Black/White




Charcoal/White



Khaki/White



Lime/ White



L-MAT - LADIES MATRIX GOLFER

Features: Double-needle, top-stitch hem finish 2 Single top-stitching on armholes
 Sporty style for ladies 8 2 Shaped, feminine fit with side slits 2 Squared collar styling
 with coordinated knitted collar and cuffs 2 Self-fabric neck tape
 2 Lime/White is a colour addition
Fabrication: 190g 65/35 Poly Cotton fabric

Branding:

E **SP** **HP**

Ladies Golfer - Regular Fit									
Sizes	XS	S	M	L	XL	2XL	3XL	4XL	5XL
½ Chest (cm)	46	49	51.5	54	56.5	59	61.5	64	66.5



Royal/White



Navy/White



Red/White



White/Navy



Black/White



Charcoal/White



Khaki/White



Lime/ White

A full-page photograph of a man with short brown hair and a light beard, wearing a light blue long-sleeved button-down shirt and dark trousers with a black belt. He is standing in front of horizontal window blinds, with light filtering through them. The text 'ON SHIRTS' is overlaid on the bottom left of the image.

ON SHIRTS

Keep **ON** looking crisp and clean in a tailored **BARRON** shirt.

ON highlighted items, don't miss the notable lounge shirts, racing shirts, bush shirts and feminine flowy blouses to inject style and colour into your wardrobe.

LO-CLE - CLEVELAND LOUNGE SHIRT

Features: Two piece cut away collar with contrast peep-out detail 2 Available in long sleeves only 2 Button stand with contrast peep-out detail 2 Loose pocket provided 2 Collar bone support for a quality finish collar 2 Side hem has contrast insert feature 2 Contrast inner cuff, button stand and inner collar stand 2 Double stitching detail at seams for added durability 2 Diagonal stripe surface interest fabric with sheen finish

Fabrication: 120g Poly Cotton twill

Branding:

E

SP

HP

NEW

Mens Lounge Shirt - Regular Fit								
Sizes	S	M	L	XL	2XL	3XL	4XL	5XL
Collar	38	40	42	44	46	48	50	52
½ Chest (cm)	52	57	62	67	72	77	82	87



Navy/Sky



Sky/Navy





Navy



Charcoal



Sky



Wine Red

LO-TIM - TIMBER LOUNGE LONG SLEEVE

Features: Roll-up sleeve design 2 Constructed button stand 2 Sleeve cuff and gauntlet 2 Garment wash-finish 2 Contrasting solid fabric detail at the inner collar stand 2 Inner cuff and tab adds to the look of this design

Fabrication: 65/35 Poly Cotton fabric

Branding:

E

Mens Lounge Shirt - Regular Fit

Sizes	S	M	L	XL	2XL	3XL	4XL	5XL
Collar	38	40	42	44	46	48	50	52
½ Chest (cm)	52	57	62	67	72	77	82	87

LO-ASH - ASHFORD LOUNGE SHIRT

Features: Available in short sleeve and long sleeve options 2 Contrast tape at inner neck and cuff 2 Dropped shoulder seams 2 Front patch pocket 2 Cut away collar shape with collar bone 2 Constructed button stand 2 Back yoke with box pleat 2 Shaped hem-line

Fabrication: 55/45 Poly Cotton Herringbone

Branding:

E

SP

HP

Mens Lounge Shirt - Regular Fit								
Sizes	S	M	L	XL	2XL	3XL	4XL	5XL
Collar	38	40	42	44	46	48	50	52
½ Chest (cm)	52	57	62	67	72	77	82	87



Charcoal



Sky Blue

LO-SA - SADDLE STITCH LOUNGE SHIRT

Features: Constructed button stand 2 Button-through sleeve gauntlet 2 Double-layered shoulder yoke 2 The two-stripe check pattern is subtle and elegant and complements the embroidery 2 Available in short sleeves

Fabrication: 55/45 Cotton rich shirting fabric

Branding:

E

Mens Lounge Shirt - Regular Fit								
Sizes	S	M	L	XL	2XL	3XL	4XL	5XL
Collar	38	40	42	44	46	48	50	52
¼ Chest (cm)	52	57	62	67	72	77	82	87



Sky Blue/White



Black/White



White/Black



LO-LE - LEGACY CHECK LOUNGE SHIRT

Features: Patch pocket 2 Button-through gauntlet 2 Adjustable cuffs 2 Double-layered drop-shoulder yoke 2 The two-stripe check pattern is corporate yet fashionable
2 Available in short sleeves

Fabrication: 55/45 Cotton rich fabric

Branding:

E

Mens Lounge Shirt - Regular Fit								
Sizes	S	M	L	XL	2XL	3XL	4XL	5XL
Collar	38	40	42	44	46	48	50	52
¼ Chest (cm)	52	57	62	67	72	77	82	87



Navy/Deep Navy



Pine/Black



LO-MC - METRO CHECK LOUNGE SHIRT

Features: Two-stripe check pattern 2 Back box pleat 2 Double-layered drop-shoulder yoke
2 Constructed button stand 2 Double button mitred cuffs 2 Button-through gauntlet on the long sleeves 2 Available in long and short sleeves

Fabrication: 55/45 Cotton rich blend

Branding:

E

Mens Lounge Shirt - Regular Fit								
Sizes	S	M	L	XL	2XL	3XL	4XL	5XL
Collar	38	40	42	44	46	48	50	52
½ Chest (cm)	52	57	62	67	72	77	82	87



Royal/Black/White



White/Black/Grey



Grey/Black/White

LO-UN - UNION LOUNGE SHIRT

Features: Yarn-dyed unique check lounge shirt 2 Constructed button stand 2 Raised collar design 2 Corporate yet fashionable 2 Special attention to detail 2 Patch pocket 2 Button-through gauntlet with adjustable cuffs 2 Double-layered shoulder yoke 2 Available in long and short sleeves

Fabrication: 55/45 Cotton rich fabric

Branding:

E

Mens Lounge Shirt - Regular Fit								
Sizes	S	M	L	XL	2XL	3XL	4XL	5XL
Collar	38	40	42	44	46	48	50	52
½ Chest (cm)	52	57	62	67	72	77	82	87



Navy



Black



Wine Red



French Blue



LO-IMP - IMPERIAL LOUNGE SHIRT

Features: Back yoke panel 2 Micro stripe designed fabric 2 Perfect for a corporate or casual look 2 Chest pocket 2 Cuffs and gauntlet 2 Available in long and short sleeves

Fabrication: 65/35 Poly Cotton fabric

Branding:

E

Mens Lounge Shirt - Regular Fit								
Sizes	S	M	L	XL	2XL	3XL	4XL	5XL
Collar	38	40	42	44	46	48	50	52
½ Chest (cm)	52	57	62	67	72	77	82	87



Royal



Navy



Black



LO-PR - PRESIDENT STRIPE LOUNGE SHIRT

Features: Yarn-dyed stripe design 2 Available in long and short sleeves 2 Front patch pocket 2 Constructed button stand 2 Double button mitred cuffs 2 Double-layer yoke

Fabrication: 100% Cotton fabric

Branding:

E

Mens Lounge Shirt - Regular Fit								
Sizes	S	M	L	XL	2XL	3XL	4XL	5XL
Collar	38	40	42	44	46	48	50	52
½ Chest (cm)	52	57	62	67	72	77	82	87



Royal/White



Navy/White



Charcoal/White



Sky Blue/White



Navy



Black



Sky

LO-UNI - UNITY CHECK LOUNGE SHIRT

Features: Double button closure on long sleeve cuffs 2 Trendy check lounge shirt
2 Back neck yoke 2 Patch pocket 2 Curved hem 2 Available in long and short sleeves

Fabrication: 100% Cotton fabric

Branding:

E

Mens Lounge Shirt - Regular Fit								
Sizes	S	M	L	XL	2XL	3XL	4XL	5XL
Collar	38	40	42	44	46	48	50	52
½ Chest (cm)	52	57	62	67	72	77	82	87

LO-MON - MONASH LOUNGE LONG SLEEVE

Features: Curved hem 2 Innovative styling in a corporate garment 2 Pin-striped inner collar, cuffs and button stand 2 Raised collar 2 Back yoke 2 Button-through gauntlet 2 Chest pocket 2 Available only in long sleeves

Fabrication: 100% Cotton oxford fabric

Branding:

E

SP

HP

Mens Lounge Shirt - Regular Fit								
Sizes	S	M	L	XL	2XL	3XL	4XL	5XL
Collar	38	40	42	44	46	48	50	52
¼ Chest (cm)	52	57	62	67	72	77	82	87



Navy



Sky



LL-LOT - LADIES LOTUS BLOUSE

Features: Inner binding finishing for a clean look 2 Soft feminine fabric 2 Centre front pleats 2 Soft and flowy, for the perfect corporate look 2 Longer length front overlay panel

Fabrication: 110g 100% Polyester fabric

Branding:

E

Ladies Blouse - Regular Fit								
Sizes	S	M	L	XL	2XL	3XL	4XL	5XL
½ Chest (cm)	45	49	53	57	61	65	69	73



Navy



Cobalt



White



Black



LL-TUL - LADIES TULIP BLOUSE

Features: Double layer front panel and collar 2 Shaped hem 2 ¾ Sleeves with bound gauntlet and button closure 2 Bust darts 2 Feminine fit 2 Navy and Red are new colourways

Fabrication: 110g 100% Polyester fabric

Branding:

E

Ladies Blouse - Comfort Fit								
Sizes	S	M	L	XL	2XL	3XL	4XL	5XL
½ Chest (cm)	49	53	57	61	65	69	73	77



White



Navy



Red



Black

LL-DON - LADIES DONNA BLOUSE

Features: Anti-static 2 Constructed collar 2 Bust darts 2 Chest pocket 2 Dropped shoulder 2 Back yoke with inverted box pleat 2 High-low hem 2 Grown on button stand with tonal buttons 2 Side slits 2 Adjustable cuff with slit on sleeves 2 Available in long and short sleeves

Fabrication: 100% Polyester printed fabric

Branding:

E

Ladies Blouse - Comfort Fit

Sizes	S	M	L	XL	2XL	3XL	4XL	5XL
½ Chest (cm)	49	53	57	61	65	69	73	77



Navy



Dusk Blue



LL-ORC - LADIES ORCHID BLOUSE

Features: Anti-static 2 Constructed collar 2 Bust darts 2 Dropped shoulder 2 Back yoke with inverted box pleat 2 Hi-low hem 2 Grown on button stand with tonal buttons 2 Side slits 2 Turn-up cuff 2 Available in ¾ sleeves only

Fabrication: 100% Polyester printed fabric

Branding:

E

Ladies Blouse - Comfort Fit								
Sizes	S	M	L	XL	2XL	3XL	4XL	5XL
½ Chest (cm)	49	53	57	61	65	69	73	77



Navy/White



Red/White



Black/White



Dusk Blue/Navy



LL-VOG - LADIES VOGUE BLOUSE

Features: Easy care garment 2 Executive fashion and style 2 Twin vertical pinched pleats 2 Bust and back darts 2 Constructed slimline button stand 2 Curved double-rolled hem-line for a flattering finish 2 Available in long and short sleeves

Fabrication: Lightweight Poly Cotton fabric

Branding:

E

Ladies Blouse - Regular Fit								
Sizes	S	M	L	XL	2XL	3XL	4XL	5XL
½ Chest (cm)	45	49	53	57	61	65	69	73



Red



White



Black



French Blue



Sky Blue



LL-JAS - LADIES JASMINE BLOUSE

Features: Front keyhole and button 2 Clean and simple lines 2 Mandarin collar detail at the neckline 2 Garment will complement any corporate look 2 Cut in the most flattering way to maximise one8s look with clean and simple lines 2 Charcoal and Red are new colour additions.

Fabrication: 120g 100% Polyester

Branding:

E

Ladies Blouse - Regular Fit								
Sizes	S	M	L	XL	2XL	3XL	4XL	5XL
½ Chest (cm)	45	49	53	57	61	65	69	73



Navy



Red



Cobalt



White



Black



Charcoal



LL-JAS - LADIES LONG SLEEVE JASMINE BLOUSE

Features: Mandarin collar detail at the neckline 2 Long set in sleeves with cuff and button closure 2 Front keyhole and button 2 Garment will complement any corporate look 2 Cut in the most flattering way to maximise one8s look with clean and simple lines

Fabrication: 120g 100% Polyester

Branding:

E

NEW

Ladies Blouse - Regular Fit								
Sizes	S	M	L	XL	2XL	3XL	4XL	5XL
½ Chest (cm)	45	49	53	57	61	65	69	73



White



Black







LL-LIL - LADIES LILY BLOUSE

Features: Simple blouse with soft ruching detail at shoulders and back yoke 2 Available in long sleeves only 2 Stylish front pleated neckline 2 Dropped shoulders with self-fabric piping detail 2 Ideal addition to your work wardrobe 2 High-low curved hem 2 Adjustable sleeve cuff with two buttons

Fabrication: 120g 100% Polyester lightweight fabric

Branding:

E

NEW

Ladies Blouse - Comfort Fit								
Sizes	S	M	L	XL	2XL	3XL	4XL	5XL
½ Chest (cm)	49	53	57	61	65	69	73	77





Navy



White



Black



Sapphire



Wine Red



LL-OAS - LADIES OASIS BLOUSE

Features: Flattering loose fitted blouse 2 Extended back length 2 Twin patch pockets 2 Long V-shaped button stand with three buttons 2 Tapered side seams 2 Single-needle stitching throughout 2 $3/4$ Sleeve with cuff and buttons 2 Wine Red is a new colourway
Fabrication: 100% Viscose

Branding:

E

Ladies Blouse - Comfort Fit								
Sizes	S	M	L	XL	2XL	3XL	4XL	5XL
$\frac{1}{2}$ Chest (cm)	49	53	57	61	65	69	73	77



Navy



Red



White



Black



Raspberry Pink

LL-GEN - LADIES GENEVA BLOUSE

Features: Corporate blouse with a flattering side panel cut 2 Self-fabric tab and buttons
2 Front and back yokes 2 Semi-concealed button stand 2 Two-piece collar
2 Shaped high-low hem with side slits 2 ¾ Turn-up sleeves

Fabrication: 94/6 Polyester Spandex ultra-soft, stretch fabric

Branding:

E

Ladies Blouse - Regular Fit								
Sizes	S	M	L	XL	2XL	3XL	4XL	5XL
½ Chest (cm)	45	49	53	57	61	65	69	73





Navy



White



Sky Blue

LLS-OX - LADIES OXFORD BLOUSE SLEEVELESS

Features: Sleeveless 2 Constructed button stand 2 Raised collar 2 Shaped side panels
2 Curved hem 2 Side slits 2 Feminine fit

Fabrication: 60/40 Cotton rich two-tone fabric

Branding:

E **SP** **HP**

Ladies Blouse - Regular Fit						
Sizes	S	M	L	XL	2XL	3XL
½ Chest (cm)	45	49	53	57	61	65

LO-OX - MENS OXFORD LOUNGE SHIRT

Features: Double button mitred cuffs with a button-through gauntlet on the long sleeve versions 2 Available in long and short sleeves

Fabrication: 60/40 Cotton rich two-tone fabric

Branding:

E

Mens Lounge Shirt - Regular Fit								
Sizes	S	M	L	XL	2XL	3XL	4XL	5XL
Collar	38	40	42	44	46	48	50	52
½ Chest (cm)	52	57	62	67	72	77	82	87



Navy



White



Sky Blue



Tan



Surf Blue



LL-OX - LADIES OXFORD BLOUSE

Features: Corporate ladies8 blouse with feminine styling 2 Concealed button stand 2 Shaped side panels with a curved hem 2 Raised collar

2 Available in long and short sleeves

Fabrication: 60/40 Cotton rich two-tone fabric

Branding:

E

Ladies Blouse - Regular Fit								
Sizes	S	M	L	XL	2XL	3XL	4XL	5XL
½ Chest (cm)	45	49	53	57	61	65	69	73



Navy



White



Sky Blue



Tan



Surf Blue





LO-PLA - MENS BASIC POLY COTTON LOUNGE SHIRT

Features: Constructed button stand 2 Double button mitred cuffs 2 Raised collar
2 Double-layer drop-shoulder yoke 2 Easy care garment 2 Available in long and short sleeve

Fabrication: 110g Poly Cotton shirting fabric

Branding:



Mens Lounge Shirt - Regular Fit								
Sizes	S	M	L	XL	2XL	3XL	4XL	5XL
Collar	38	40	42	44	46	48	50	52
½ Chest (cm)	52	57	62	67	72	77	82	87



Navy



Red



White



Black



Grey



Sky Blue



French Blue



Pink

LL-PLA - LADIES BASIC POLY COTTON BLOUSE

Features: Dropped shoulder 2 Front and back waist darts 2 Side slits 2 Constructed button stand 2 Button-through gauntlet 2 Shaped hem 2 Navy and Grey are new colourways
2 Feminine fit 2 Available in long and short sleeves

Fabrication: 65/35 Poly Cotton fabric

Branding:



Ladies Blouse - Regular Fit								
Sizes	S	M	L	XL	2XL	3XL	4XL	5XL
½ Chest (cm)	45	49	53	57	61	65	69	73



Navy



Red



White



Black



Grey



Sky Blue





LO-CHI - MENS CHICAGO LOUNGE SHIRT

Features: Two piece cut away collar 2 Edge stitched dropped shoulder seams 2 Constructed button stand with contrast white buttons 2 Double button mitred cuffs 2 Contrast white inner collar-stand, button stand and cuff 2 Contrast colour button hole stitching 2 Available in short and long sleeves

Fabrication: 115g 65/35 Poly Cotton

Branding:

E

HP

NEW

Mens Lounge Shirt - Regular Fit								
Sizes	S	M	L	XL	2XL	3XL	4XL	5XL
Collar	38	40	42	44	46	48	50	52
½ Chest (cm)	52	57	62	67	72	77	82	87



Bottle/White



Black/White



Sky/White



LL-CHI - LADIES CHICAGO BLOUSE

Features: Two-piece collar with cut-away neckline 2 Edge stitched dropped shoulder seams 2 Constructed button stand with contrast white buttons 2 Contrast white inner collar-stand, button stand and cuff 2 Double button mitred cuffs 2 Edge stitched dropped shoulder seams 2 Available in short and long sleeves 2 Longer length for added comfort

Fabrication: 115g 65/35 Poly Cotton

Branding:

E

SP

HP

NEW

Ladies Blouse - Regular Fit								
Sizes	S	M	L	XL	2XL	3XL	4XL	5XL
½ Chest (cm)	45	49	53	57	61	65	69	73



Bottle/White



Black/White



Sky/White







Red



White



Black

LO-BAR - MENS BARISTA LOUNGE LONG SLEEVE

Features: Top-stitched armholes and shoulder seams 2 A fashionable addition ideal for hospitality management and waitrons 2 Mandarin collar 2 Concealed button stand with the top button visible 2 Double button cuffs with a button-through gauntlet 2 Back box pleat for wearer comfort 2 Curved hem 2 Only available in long sleeve

Fabrication: Lightweight Poly Cotton shirting fabric

Branding:

E

Mens Lounge Shirt - Tapered Fit

Sizes	S	M	L	XL	2XL	3XL	4XL	5XL
Collar	40	42	44	46	48	50	52	54
½ Chest (cm)	50	55	60	65	70	75	80	85



Red



White



Black



LL-BAR - LADIES BARISTA BLOUSE LONG SLEEVE

Features: Top-stitched armholes and shoulder seams 2 A fashionable addition ideal for hospitality management and waitrons 2 Bust, front and back darts for a more fitted and flattering look 2 Double button cuffs 2 Curved hem 2 Only available in long sleeve

Fabrication: Lightweight Poly Cotton shirting fabric

Branding:

E

Ladies Blouse - Regular Fit								
Sizes	S	M	L	XL	2XL	3XL	4XL	5XL
½ Chest (cm)	45	49	53	57	61	65	69	73

LO-CAP - MENS CAPITAL LOUNGE SHIRT

Features: Lightweight natural yarn-dyed fabric is ideal for comfort and fit 2 Tonal marble buttons 2 Solid fabric inner yoke, button stand and inner cuffs 2 Available in long and short sleeves
Fabrication: 100% Cotton fabric with dotted surface interest

Branding:



Mens Lounge Shirt - Regular Fit								
Sizes	S	M	L	XL	2XL	3XL	4XL	5XL
Collar	39	41	43	45	47	49	51	53
½ Chest (cm)	52	57	62	67	72	77	82	87



Navy



Black



Sky

LL-CAP - LADIES CAPITAL BLOUSE

Features: Cut-away neckline 2 Contrast solid fabric detail 2 Bust and waist darts 2 Feminine fit 2 Natural yarn-dyed fabric 2 Comfort and effortless style 2 Front yoke panel 2 Tonal buttons 2 Shaped hem-line 2 Two-piece collar
Fabrication: 100% Cotton fabric with dotted surface interest

Branding:



Ladies Blouse - Regular Fit								
Sizes	S	M	L	XL	2XL	3XL	4XL	5XL
½ Chest (cm)	45	49	53	57	61	65	69	73



Navy



Black



Sky





LO-CLA - MENS CLAYTON LOUNGE SHIRT

Features: A classic inspired shirt with a crisp finish 2 piece collar 2 Collar bone support inside collar for durability 2 Available in long and short sleeves 2 Constructed button stand with tonal buttons 2 Loose pocket provided 2 Double needle top-stitching detail for added durability 2 Sophisticated dobbyweave surface interest fabric

Fabrication: 110g 80/20 Poly Cotton

Branding:

E

SP

HP

NEW

Mens Lounge Shirt - Regular Fit								
Sizes	S	M	L	XL	2XL	3XL	4XL	5XL
Collar	38	40	42	44	46	48	50	52
½ Chest (cm)	52	57	62	67	72	77	82	87

LL-CLA - LADIES CLAYTON LOUNGE SHIRT

Features: A classic inspired shirt with a crisp finish 2 piece collar 2 Available in long and short sleeves 2 Constructed button stand with tonal buttons 2 Front and back darts for added shape 2 Extra length for a comfortable fit 2 Sophisticated dobbyweave surface interest fabric

Fabrication: 110g 80/20 Poly Cotton

Branding:

E

SP

HP

NEW

Ladies Blouse - Regular Fit								
Sizes	S	M	L	XL	2XL	3XL	4XL	5XL
½ Chest (cm)	45	49	53	57	61	65	69	73



Navy



White



Navy



White



Sky



Sky



LO-CIT - MENS CITY SHIRT

Features: Raised collar 2 Mens short sleeve shirt for a fashionable look 2 Epaulettes 2 Box pleat pocket 2 Front panels 2 Back yoke 2 Double top-stitching throughout 2 Great for promotions, outdoors and everyday use

Fabrication: 65/35 Lightweight Poly Cotton fabric

Branding:



Mens Lounge Shirt - Regular Fit								
Sizes	S	M	L	XL	2XL	3XL	4XL	5XL
Collar	38	40	42	44	46	48	50	52
½ Chest (cm)	52	57	62	67	72	77	82	87



Navy



Red



White



Black



Surf Blue

LL-CIT - LADIES CITY BLOUSE

Features: Fashionable metal studs 2 Hip ladies8 blouse with flattering side panels 2 Capped sleeves 2 Curved hem 2 Chest pockets with a flap and box pleat 2 Double top-stitched armholes 2 Back neck yoke

Fabrication: 65/35 Lightweight Poly Cotton fabric

Branding:



Ladies Blouse - Regular Fit								
Sizes	S	M	L	XL	2XL	3XL	4XL	5XL
½ Chest (cm)	45	49	53	57	61	65	69	73



Navy



Red



White



Black



Surf Blue





LO-HRP - MENS HARPER LOUNGE SHIRT

Features: Dropped shoulder 2 Shaped hem 2 Constructed button stand with white buttons 2 Single button-through gauntlet 2 Double layer back yoke 2 Chest pocket 2 Double-needle stitching on the underarm and side seam 2 Contrast inner collar stand 2 Available in long and short sleeves

Fabrication: 100g 80/20 Poly Cotton

Mens Lounge Shirt - Regular Fit								
Sizes	S	M	L	XL	2XL	3XL	4XL	5XL
Collar	38	40	42	44	46	48	50	52
½ Chest (cm)	52	57	62	67	72	77	82	87



LL-HRP - LADIES HARPER BLOUSE

Features: Shaped hem 2 Constructed button stand with white buttons 2 Front and back waist darts 2 Bust darts 2 Back yoke 2 Contrast inner collar stand 2 3/4 Sleeves with turn-up cuff

Fabrication: 100g 80/20 Poly Cotton fabric

Branding:

E

Ladies Blouse - Regular Fit								
Sizes	S	M	L	XL	2XL	3XL	4XL	5XL
½ Chest (cm)	45	49	53	57	61	65	69	73





LO-HAM - MENS HAMILTON CHECK LOUNGE SHIRT

Features: Yarn-dyed check 2 Button up gauntlet on sleeve 2 Chest pocket 2 Dropped shoulder 2 Double layer back yoke 2 Shaped hem 2 Grown on placket with tonal buttons 2 Available in long and short sleeves

Fabrication: 65/35 Poly Cotton

Branding:

E

Mens Lounge Shirt - Regular Fit								
Sizes	S	M	L	XL	2XL	3XL	4XL	5XL
Collar	38	40	42	44	46	48	50	52
½ Chest (cm)	52	57	62	67	72	77	82	87



Royal



Navy



Black

LL-HAM - LADIES HAMILTON CHECK BLOUSE

Features: Yarn-dyed check 2 ¾ Sleeves with turn up cuff 2 Front and back waist darts 2 Bust darts 2 Side slits 2 Dropped shoulder 2 Double layer back yoke 2 Concealed button stand with tonal buttons

Fabrication: 65/35 Poly Cotton

Branding:

E

Ladies Blouse - Regular Fit								
Sizes	S	M	L	XL	2XL	3XL	4XL	5XL
½ Chest (cm)	45	49	53	57	61	65	69	73



Royal



Navy



Black



LO-TWILL - MENS BRUSHED COTTON TWILL

LOUNGE SHIRT

Features: Double button cuffs and a button-through gauntlet 2 Double-layer drop-shoulder yoke 2 Back box pleat 2 Front chest pocket 2 Top-stitching 2 Double-rolled hem 2 Constructed button stand and button-down collar 2 Available in long and short sleeves

Fabrication: 100% Yarn-dyed Cotton with soft brushed finish

Branding:

E

Mens Lounge Shirt - Regular Fit								
Sizes	S	M	L	XL	2XL	3XL	4XL	5XL
Collar	38	40	42	44	46	48	50	52
½ Chest (cm)	52	57	62	67	72	77	82	87



Royal



Navy



Red



White



Black



Stone



LL-TWILL - LADIES BRUSHED COTTON TWILL BLOUSE

Features: Smart/casual style 2 Curved hem-line 2 Front and back darts 2 Flattering fit 2 Constructed button stand 2 Double button cuffs 2 Available in long and short sleeves
Fabrication: 100% Yarn-dyed Cotton with soft brushed finish

Branding:

E

Ladies Blouse - Regular Fit								
Sizes	S	M	L	XL	2XL	3XL	4XL	5XL
½ Chest (cm)	45	49	53	57	61	65	69	73



Navy



Royal



White



Red



Black



Stone



LO-CLI - MENS CLIFTON CHECK LOUNGE SHIRT LONG SLEEVE

Features: Yarn-dyed check 2 Dropped shoulder 2 Double back yoke with two knife pleats 2 Double button-through gauntlet 2 Shaped hem 2 Chest pocket 2 Grown on button stand 2 Double-needle stitching on the underarm and side seam 2 Available in long sleeves only

Fabrication: 65/35 Poly Cotton fabric

Branding:

E

Mens Lounge Shirt - Regular Fit								
Sizes	S	M	L	XL	2XL	3XL	4XL	5XL
Collar	38	40	42	44	46	48	50	52
½ Chest (cm)	52	57	62	67	72	77	82	87



Grey



Sky Blue



LL-CLI - LADIES CLIFTON CHECK BLOUSE LONG SLEEVE

Features: Yarn-dyed check 2 Dropped shoulder 2 Double button-through gauntlet 2 Shaped hem 2 Grown on button stand 2 Front and back waist darts 2 Bust darts 2 Feminine fit 2 Available in long sleeves only

Fabrication: 65/35 Poly Cotton fabric

Branding:

E

Ladies Blouse - Regular Fit								
Sizes	S	M	L	XL	2XL	3XL	4XL	5XL
½ Chest (cm)	45	49	53	57	61	65	69	73



Grey



Sky Blue





LO-DAL - MENS DALLAS LOUNGE SHIRT

Features: Modern panelled detail at collar and cuffs 2 Available in short and long sleeves
2 Grown on button-stand 2 Loose pocket provided 2 Back yoke detail
2 Lightweight easy care fabric

Fabrication: 110g 80/20 Poly Cotton fabric with surface interest

Branding:

E

SP

HP

NEW

Mens Lounge Shirt - Regular Fit								
Sizes	S	M	L	XL	2XL	3XL	4XL	5XL
Collar	38	40	42	44	46	48	50	52
½ Chest (cm)	52	57	62	67	72	77	82	87



Navy/White



White/Navy



LL-DAL - LADIES DALLAS LOUNGE SHIRT

Features: Modern panelled detail at collar and cuffs 2 Available in short and long sleeves
2 Constructed button stand 2 Short sleeves have turn up sleeve hem detail 2 Extra length
and darts provide for a figure-flattering fit 2 Lightweight easy care fabric

Fabrication: 110g 80/20 Poly Cotton fabric with surface interest

Branding:

E

SP

HP

NEW

Ladies Blouse - Regular Fit								
Sizes	S	M	L	XL	2XL	3XL	4XL	5XL
½ Chest (cm)	45	49	53	57	61	65	69	73



Navy/White



White/Navy





LO-CEN - MENS CENTURY LOUNGE SHIRT

Features: Fine yarn-dyed stripe design 2 Executive lounge shirt 2 Classic stripe pattern 2 Raised collar 2 Constructed button stand and patch pocket 2 Back neck yoke with box pleat 2 Curved hem 2 Available in long and short sleeves

Fabrication: 65/35 Poly Cotton blend

Branding:



Mens Lounge Shirt - Regular Fit								
Sizes	S	M	L	XL	2XL	3XL	4XL	5XL
Collar	38	40	42	44	46	48	50	52
½ Chest (cm)	52	57	62	67	72	77	82	87



Green/White



Grey/White



Sky/White

LL-CEN - LADIES CENTURY BLOUSE

Features: Flattering ladies8 styling 2 Executive blouse 2 Double button-through cuffs on the long sleeve design 2 Two-piece collar 2 Fine yarn-dyed stripe design 2 Front, back and bust darts 2 Twin grouping of buttons and curved hem 2 Available in long and short sleeves

Fabrication: 65/35 Poly Cotton blend

Branding:



Ladies Blouse - Regular Fit								
Sizes	S	M	L	XL	2XL	3XL	4XL	5XL
½ Chest (cm)	45	49	53	57	61	65	69	73



Green/White



Grey/White



Sky/White



Peach/White





LO-CHE - MENS CHESTER LOUNGE LONG SLEEVE

Features: Cut away collar 2 Dropped shoulder 2 Double layer back yoke 2 Shaped hem
2 Button-through sleeve gauntlet 2 Constructed button stand with tonal buttons
2 Chest pocket 2 Available in long sleeves only

Fabrication: 65/35 Poly Cotton fabric

Branding:

E

Mens Lounge Shirt - Regular Fit

Sizes	S	M	L	XL	2XL	3XL	4XL	5XL
Collar	38	40	42	44	46	48	50	52
½ Chest (cm)	52	57	62	67	72	77	82	87



Navy



Black



LL-CHE - LADIES CHESTER LONG SLEEVE BLOUSE

Features: Cut away collar 2 Dropped shoulder 2 Double layer back yoke
2 Front and back waist darts 2 Bust darts 2 Button-through sleeve gauntlet
2 Constructed button stand with tonal buttons 2 Chest pocket
2 Available in long sleeves only

Fabrication: 65/35 Poly Cotton fabric

Branding:

E

Ladies Blouse - Regular Fit

Sizes	S	M	L	XL	2XL	3XL	4XL	5XL
½ Chest (cm)	45	49	53	57	61	65	69	73



Navy



Black





LO-ONLY - MENS ONYX LOUNGE SHIRT

Features: Contrast marble buttons 2 Curved hem 2 Innovative styling 2 Contrast inner collar and cuffs 2 Contrast top-stitching throughout 2 Button-through gauntlet and double button cutaway cuffs on the long sleeve option 2 Raised collar 2 Double back yoke and chest pocket 2 Available in long and short sleeves

Fabrication: 65/35 Poly Cotton mélange weave fabric

Branding:

E

Mens Lounge Shirt - Regular Fit								
Sizes	S	M	L	XL	2XL	3XL	4XL	5XL
Collar	38	40	42	44	46	48	50	52
½ Chest (cm)	52	57	62	67	72	77	82	87



Navy



Black



Sky

LL-ONLY - LADIES ONYX BLOUSE

Features: Constructed V-shaped slimline button stand 2 Innovative styling 2 Contrast inner collar and cuffs 2 Contrast top-stitching throughout 2 Front and back darts 2 Curved hem-line for a flattering fit 2 ¾ Sleeves with contrast turn-up cuffs
Fabrication: 65/35 Poly Cotton mélange weave fabric

Branding:

E

Ladies Blouse - Regular Fit								
Sizes	S	M	L	XL	2XL	3XL	4XL	5XL
½ Chest (cm)	45	49	53	57	61	65	69	73



Navy



Black



Sky

LO-MAD - MENS MADISON LOUNGE SHIRT

Features: Contrast buttons 2 Chest pocket 2 Contrast detailing on the inner cuffs, button stand and collar stand 2 Single-needle stitching detail 2 Collar bone support for a quality finish collar 2 Available in long and short sleeve 2 Bottle is a new colour addition

Fabrication: 65/35 Poly Cotton fabric

Branding:



Mens Lounge Shirt - Regular Fit								
Sizes	S	M	L	XL	2XL	3XL	4XL	5XL
Collar	38	40	42	44	46	48	50	52
½ Chest (cm)	52	57	62	67	72	77	82	87



Royal



Bottle



Grey



Sky



Wine Red

LL-MAD - LADIES MADISON BLOUSE

Features: Bust and waist darts 2 A feminine cut 2 Flattering look 2 Tailored image 2 Turn-up cuffs 2 Contrast inserts on the inner collar stand, button stand and cuffs 2 Chest pocket 2 ¾ Sleeves 2 Bottle is a new colour addition

Fabrication: 65/35 Poly Cotton fabric

Branding:



Ladies Blouse - Regular Fit								
Sizes	S	M	L	XL	2XL	3XL	4XL	5XL
½ Chest (cm)	45	49	53	57	61	65	69	73



Royal



Bottle



Grey



Sky



Wine Red



LO-CI - MENS CIVIC LOUNGE SHIRT

Features: Vertical stripe pattern 2 Raised collar 2 Constructed button stand 2 Double layer drop-shoulder yoke 2 Back box pleat 2 Long sleeve option also features double button mitred cuffs with a button-through gauntlet 2 Available in long and short sleeves

Fabrication: 65/35 Poly Cotton blend

Branding:

E

Mens Lounge Shirt - Regular Fit								
Sizes	S	M	L	XL	2XL	3XL	4XL	5XL
Collar	38	40	42	44	46	48	50	52
½ Chest (cm)	52	57	62	67	72	77	82	87



Royal/White



Navy/White



Black/White

LL-CI - LADIES CIVIC BLOUSE

Features: Corporate vertical stripe pattern 2 Raised collar 2 Constructed button stand 2 Curved hem-line 2 Front and back darts 2 Available in long and short sleeves with turn-up cuffs

Fabrication: 65/35 Poly Cotton blend

Branding:

E

Ladies Blouse - Regular Fit								
Sizes	S	M	L	XL	2XL	3XL	4XL	5XL
½ Chest (cm)	45	49	53	57	61	65	69	73



Royal/White



Navy/White



Black/White

LO-QU - MENS QUEST LOUNGE SHIRT

Features: Subtle stripe design 2 Raised collar design 2 This lounge shirt is designed for a dual classic and corporate look 2 Constructed button stand 2 Double-layer drop-shoulder yoke 2 Box pleat and front chest pocket 2 Available in long and short sleeves

Fabrication: Poly Cotton blend fabric

Branding:

E

SP

HP

Mens Lounge Shirt - Regular Fit								
Sizes	S	M	L	XL	2XL	3XL	4XL	5XL
Collar	38	40	42	44	46	48	50	52
½ Chest (cm)	52	57	62	67	72	77	82	87



Royal/White



Navy/White



Red/White



White/Black



Black/White



Grey/White



Sky/Royal

LL-QU - LADIES QUEST BLOUSE

Features: Long sleeve option has double button cuffs 2 A chic corporate alternative for women 2 Subtle stripe design 2 Front, back and bust darts 2 Curved hem for a flattering fit 2 Constructed button stand 2 Short sleeves with turn-up cuffs 2 Diagonal lines on the cuffs and button stand create a more fashionable look 2 Available in long and short sleeves

Fabrication: Poly Cotton blend fabric

Branding:

E

SP

HP

Ladies Blouse - Regular Fit								
Sizes	S	M	L	XL	2XL	3XL	4XL	5XL
½ Chest (cm)	45	49	53	57	61	65	69	73



Royal/White



Navy/White



Red/White



White/Black



Black/White



Grey/White



Sky/Royal



LO-PI - MENS PIONEER CHECK LOUNGE SHIRT

Features: Raised collar 2 Constructed button stand 2 Button-through gauntlet
2 Double-layer drop-shoulder yoke 2 Corporate design using a yarn-dyed pattern to complement the garment's subtle embroidery 2 Available in long and short sleeves
Fabrication: 100% Cotton medium weight fabric

Branding:



Mens Lounge Shirt - Regular Fit								
Sizes	S	M	L	XL	2XL	3XL	4XL	5XL
Collar	38	40	42	44	46	48	50	52
½ Chest (cm)	52	57	62	67	72	77	82	87



Royal



Navy



Red



Black



Grey



Sky Blue



LL-PI - LADIES PIONEER CHECK BLOUSE

Features: Flattering ladies' design 2 Slimline button stand 2 Shaped side panels
2 Side slits 2 Corporate design using a yarn-dyed pattern to complement the garment's subtle embroidery 2 Available in long and short sleeves
Fabrication: 100% Cotton medium weight fabric

Branding:



Ladies Blouse - Regular Fit									
Sizes	XS	S	M	L	XL	2XL	3XL	4XL	5XL
½ Chest (cm)	41	45	49	53	57	61	65	69	73



Royal



Navy



Red



Black



Grey



Sky Blue





LO-DEN - MENS DENIM LOUNGE SHIRT

Features: Constructed button stand and button-down collar 2 Front patch pockets
2 Constructed button stand 2 Double button mitred cuffs 2 Double-layered drop-shoulder yoke 2 Available in long and short sleeves

Fabrication: 100% Cotton denim fabric

Branding:

E

SP

HP

Mens Lounge Shirt - Regular Fit								
Sizes	S	M	L	XL	2XL	3XL	4XL	5XL
Collar	38	40	42	44	46	48	50	52
½ Chest (cm)	52	57	62	67	72	77	82	87



Mid Blue



LL-DEN - LADIES DENIM BLOUSE

Features: Available in short and long sleeves 2 Constructed button stand and two piece collar
2 Double layered drop shoulder yoke 2 Two patch pockets on the chest 2 Side slits for extra comfort 2 Front darts for shape 2 High-low shaped hemline for a flattering look
2 Authentic denim styling

Fabrication: 100% Cotton denim fabric

Branding:

E

SP

HP

NEW

Ladies Blouse - Comfort Fit								
Sizes	S	M	L	XL	2XL	3XL	4XL	5XL
½ Chest (cm)	49	53	57	61	65	69	73	77



Mid Blue





LO-RIC - MENS RICHMOND LOUNGE SHIRT LONG SLEEVE

Features: Two piece collar with contrast inner collar stand 2 Available in long sleeves only 2 Supplied with a loose pocket 2 Grown on button stand with contrast buttons 2 Dropped shoulders 2 Back yoke 2 Surface interest printed pattern
Fabrication: 33% Cotton 65% Polyester 2% Elastane

Branding:

E

SP

HP

NEW

Mens Lounge Shirt - Tapered Fit								
Sizes	S	M	L	XL	2XL	3XL	4XL	5XL
Collar	38	40	42	44	46	48	50	52
½ Chest (cm)	50	55	60	65	70	75	80	85



Navy/White



White/Navy



LL-RIC - LADIES RICHMOND BLOUSE LONG SLEEVE

Features: Two piece collar with contrast inner collar stand 2 Available in long sleeves only 2 Grown on button stand with contrast buttons 2 Dropped shoulders 2 Shaped hemline 2 Surface interest printed pattern 2 Front and back waist darts for a more feminine fit
Fabrication: 33% Cotton 65% Polyester 2% Elastane

Branding:

E

SP

HP

NEW

Ladies Blouse - Regular Fit								
Sizes	S	M	L	XL	2XL	3XL	4XL	5XL
½ Chest (cm)	45	49	53	57	61	65	69	73



Navy/White



White/Navy





LO-CHA - MENS CHAMBRAY LOUNGE SHIRT

Features: Double button cuffs and a button-through gauntlet 2 Double-layer drop-shoulder yoke 2 Constructed button stand and button-down collar 2 Back box pleat 2 Front patch pocket 2 Top-stitching 2 Double-rolled hem
2 Long and short sleeve option

Fabrication: 100% Cotton chambray

Branding:

E

Mens Lounge Shirt - Regular Fit								
Sizes	S	M	L	XL	2XL	3XL	4XL	5XL
Collar	38	40	42	44	46	48	50	52
½ Chest (cm)	52	57	62	67	72	77	82	87



Sky Blue



Sky Blue



LL-CHA - LADIES CHAMBRAY BLOUSE

Features: A classy ladies8 fit 2 Curved hem-line 2 Raised collar 2 Darts in the front and back 2 The absence of pockets gives it a softer appearance 2 Constructed button stand 2 Long and short sleeve option

Fabrication: 100% Cotton chambray

Branding:

E

Ladies Blouse - Regular Fit								
Sizes	S	M	L	XL	2XL	3XL	4XL	5XL
½ Chest (cm)	45	49	53	57	61	65	69	73



Sky Blue



LO-SAG - MENS SAGA LOUNGE SHIRT

Features: Classic feel 2 Contrast buttons 2 Raised collar 2 One patch pocket
2 Contrast spotted fabric at the inner collar stand, button stand and cuffs
2 Available in long sleeve only

Fabrication: 73/24/3 Cotton Polyester Lycra, Stretch poplin fabric

Branding:

E

Mens Lounge Shirt - Tapered Fit								
Sizes	S	M	L	XL	2XL	3XL	4XL	5XL
Collar	38	40	42	44	46	48	50	52
½ Chest (cm)	50	55	60	65	70	75	80	85



Navy



White



Black



Grey

LL-SAG - LADIES SAGA BLOUSE

Features: Contrast buttons 2 Front and back waist darts and a cut-away neck line for a feminine look 2 Contrast spotted fabric on the inner cuffs and collar stand 2 This blouse stands out from the rest 2 The cuffs can be turned up for an interesting detail or left unturned 2 ¾ Sleeve blouse design

Fabrication: 73/24/3 Cotton Polyester Lycra fabric, Stretch poplin fabric

Branding:

E

Ladies Blouse - Regular Fit								
Sizes	S	M	L	XL	2XL	3XL	4XL	5XL
½ Chest (cm)	45	49	53	57	61	65	69	73



Navy



White



Black



Grey







LO-CED - MENS CEDAR LOUNGE SHIRT

Features: Includes garment wash 2 This trendy shirt is perfect for any occasion 2 Chest patch pocket 2 Contrast oxford trim on inner cuffs, inner button stand and a collar stand 2 Available in long and short sleeves 2 Contrast tape detail at inner collar stand

Fabrication: 100% Cotton yarn-dyed check fabric

Branding:

E

Mens Lounge Shirt - Regular Fit								
Sizes	S	M	L	XL	2XL	3XL	4XL	5XL
Collar	38	40	42	44	46	48	50	52
½ Chest (cm)	52	57	62	67	72	77	82	87



Navy



Denim Blue



Grey



Wine Red



LL-CED - LADIES CEDAR BLOUSE

Features: Contrast oxford trim on inner cuffs, inner placket and collar stand 2 Long sleeves with roll up sleeve tab 2 Arrowhead front placket opening with buttons 2 Bust darts for a comfortable fit 2 Small patch pockets at chest 2 Contrast tape detail at inner collar stand 2 Flattering and casual loose fitted blouse with high-low hemline
Fabrication: 100% Cotton yarn-dyed check fabric

Branding:

E

NEW

Ladies Blouse - Comfort Fit								
Sizes	S	M	L	XL	2XL	3XL	4XL	5XL
½ Chest (cm)	49	53	57	61	65	69	73	77



Navy



Grey



Wine Red

LO-HOU - MENS HOUSTON LOUNGE SHIRT

Features: Comfort and style blend together seamlessly in this design 2 Long sleeves with roll up sleeve tab detail 2 Constructed button stand with contrast buttons 2 Double stitched front and back yoke 2 Two chest patch pockets with flap 2 Contrast top-stitching and buttons 2 Back pleat for improved movement 2 Breathable and lightweight linen-look fabric

Fabrication: 110g 65/35 Poly Cotton

Branding:

E

SP

HP

NEW

Mens Lounge Shirt - Regular Fit								
Sizes	S	M	L	XL	2XL	3XL	4XL	5XL
Collar	38	40	42	44	46	48	50	52
½ Chest (cm)	52	57	62	67	72	77	82	87



LL-HOU - LADIES HOUSTON BLOUSE

Features: Comfort and style blend together seamlessly in this design 2 Long sleeves with roll up sleeve tab detail 2 Constructed button stand with contrast buttons 2 Double stitched front and back yoke 2 Two chest patch pockets with flap 2 Contrast top-stitching and buttons 2 High-low hemline with side slits for added comfort 2 Front and back darts for fit 2 Breathable and lightweight linen-look fabric

Fabrication: 110g 65/35 Poly Cotton

Branding:

E

SP

HP

NEW

Ladies Blouse - Comfort Fit								
Sizes	S	M	L	XL	2XL	3XL	4XL	5XL
½ Chest (cm)	49	53	57	61	65	69	73	77







Black



Dark Denim



Black



Dark Denim



LO-DE - MENS DENVER DENIM SHIRT

Features: Contrast twill tape in collar and cuffs 2 High quality 2 Ultra-thin yarn for added comfort 2 Contrast top-stitching throughout for an authentic denim look 2 Button-down two-piece collar 2 Double-layer shoulder yoke 2 Back box pleat 2 Front chest pocket 2 Black is a new colour addition

Fabrication: 100% Cotton dark denim fabric, 5 Oz

Branding:

E

Mens Lounge Shirt - Regular Fit								
Sizes	S	M	L	XL	2XL	3XL	4XL	5XL
Collar	38	40	42	44	46	48	50	52
½ Chest (cm)	52	57	62	67	72	77	82	87

LL-DE - LADIES DENVER DENIM BLOUSE

Features: Shaped hem for a flattering look 2 Two-tone buttons 2 Matching ladies8 denim blouse 2 Patch pockets with flaps at the chest 2 Constructed button stand 2 Contrast top-stitching 2 Double-layer back yoke 2 Front and back panel lines 2 ¾ Sleeve styling and turn-up cuffs 2 Black is a new colour addition

Fabrication: 100% Cotton dark denim fabric, 5 Oz

Branding:

E

Ladies Blouse - Regular Fit								
Sizes	S	M	L	XL	2XL	3XL	4XL	5XL
½ Chest (cm)	45	49	53	57	61	65	69	73



Mountain Blue



LO-TR - MENS TRAIL SHIRT

Features: Mesh inner back yoke 2 Easy care garment 2 Durable garment that is great for an active lifestyle or the outdoors 2 Chest pockets 2 Double button cuffs 2 Double-needle finish for extra strength and durability 2 Versatile roll-up sleeves styling 2 Breathable and water-resistant fabric

Fabrication: 100% Lightweight Nylon fabric

Branding:

E

Mens Lounge Shirt - Regular Fit								
Sizes	S	M	L	XL	2XL	3XL	4XL	5XL
Collar	38	40	42	44	46	48	50	52
½ Chest (cm)	52	57	62	67	72	77	82	87



Navy



Desert Tan



Fossil

LO-DEL - DELTA SHIRT

Features: Bar-tacking on pressure points 2 Easy care garment 2 Versatile lightweight shirt 2 Mesh back yoke 2 Underarm vents 2 Constructed placket 2 Patch pockets with velcro flaps on the chest and sleeve 2 Styled back yoke with box pleat 2 Double top-stitching throughout 2 Available in short sleeves only

Fabrication: 100% Nylon with UV finish

Branding:

E

Mens Lounge Shirt - Regular Fit								
Sizes	S	M	L	XL	2XL	3XL	4XL	5XL
Collar	38	40	42	44	46	48	50	52
½ Chest (cm)	52	57	62	67	72	77	82	87



Navy



Blue



Grey



Khaki

LO-BUSH - TWO TONE BUSH SHIRT

Features: Reinforced double-needle stitching 2 Classic South African favourite
2 Includes two pleated pockets with flaps 2 Double-layer yoke with back box pleat
2 Double-needle finishing for strength and durability 2 Available in short sleeves only
Fabrication: 100% Durable Cotton twill fabric

Branding:

E **SP** **HP**

Mens Lounge Shirt - Regular Fit								
Sizes	S	M	L	XL	2XL	3XL	4XL	5XL
Collar	38	40	42	44	46	48	50	52
½ Chest (cm)	52	57	62	67	72	77	82	87



Navy/Stone



Black/Stone



Kalahari/Moss



Military Green/Stone



Stone/Navy



Stone/Airforce Blue



Stone/Safari



LO-BUSH - MENS PLAIN BUSH SHIRT

Features: Classic South African favourite 2 Two pleated pockets with flaps 2 Double-layer yoke with back box pleat 2 Double-needle finishing for strength and durability 2 Equipped with metallic buttons

Fabrication: 100% Cotton twill fabric

Branding:



Mens Lounge Shirt - Regular Fit								
Sizes	S	M	L	XL	2XL	3XL	4XL	5XL
Collar	38	40	42	44	46	48	50	52
½ Chest (cm)	52	57	62	67	72	77	82	87



Navy



White



Kalahari



Dusk Blue



Airforce Blue



Safari



Stone

LL-BUSH - LADIES PLAIN BUSH SHIRT

Features: Ladies8 blouse with tapered side seams 2 Shaped panels for a feminine fit 2 Metal buttons 2 Two small chest pockets 2 Sleeves with turn-ups 2 Curved hem

Fabrication: 100% Cotton twill fabric

Branding:



Ladies Blouse - Regular Fit								
Sizes	S	M	L	XL	2XL	3XL	4XL	5XL
½ Chest (cm)	45	49	53	57	61	65	69	73



Navy



White



Safari



Dusk Blue



Airforce Blue



Stone







Navy



Safari



Stone

LO-LBUSH - MENS BUSH LONG SLEEVE SHIRT

Features: Curved hem and double button cuffs 2 South African inspired lounge shirt 2 Two pleated pockets with flaps 2 Double-layered yoke with box pleat 2 Double-needle top-stitching throughout 2 Equipped with extra strength metallic buttons



Fabrication: 100% Cotton twill fabric

Branding:

E SP HP

Mens Lounge Shirt - Regular Fit

Sizes	S	M	L	XL	2XL	3XL	4XL	5XL
Collar	38	40	42	44	46	48	50	52
½ Chest (cm)	52	57	62	67	72	77	82	87



Navy



Stone



LLO-LBUSH - LADIES BUSH SHIRT LONG SLEEVE

Features: Ladies blouse with tapered side seams 2 Shaped panels for a feminine fit 2 Metal buttons 2 Two small chest pockets 2 Curved hem 2 Double-needle finishing for strength and durability 2 Long sleeves with adjustable cuffs

Fabrication: 100% Cotton twill fabric

Branding:

E **SP** **HP**

Ladies Blouse - Regular Fit

Sizes	S	M	L	XL	2XL	3XL	4XL	5XL
½ Chest (cm)	45	49	53	57	61	65	69	73

LO-OUT - MENS OUTBACK SHIRT

Features: Versatile roll-up sleeve styling 2 Mesh inner shoulder yoke 2 Two patch pockets with velcro flaps 2 Back yoke 2 Vents 2 Double button cuffs 2 Double top-stitched finishes 2 Eyelets on the pocket 2 Roll-up sleeve option 2 Shoulder back vent

Fabrication: 100% Cotton fabric

Branding:

E

SP

HP

Mens Lounge Shirt - Regular Fit								
Sizes	S	M	L	XL	2XL	3XL	4XL	5XL
Collar	38	40	42	44	46	48	50	52
½ Chest (cm)	52	57	62	67	72	77	82	87



White



Granite



Khaki



Stone



LL-OUT - LADIES OUTBACK BLOUSE

Features: Stylish ladies8 fit with curved hem-line 2 Short sleeve roll-up sleeve styling 2 Flattering feminine outdoor look 2 Two front pockets 2 Back yoke detail 2 Tapered side seams 2 Tonal buttons are used throughout 2 Granite is a new colourway

Fabrication: 100% Cotton fabric

Branding:

E

SP

HP

Ladies Blouse - Regular Fit									
Sizes	XS	S	M	L	XL	2XL	3XL	4XL	5XL
½ Chest (cm)	41	45	49	53	57	61	65	69	73



Khaki



Granite



Stone





MB-TRK - MENS TRACKER SHIRT

Features: Lightweight and breathable 2 Bar-tacks at pressure points 2 Back vent with mesh insert for ventilation 2 Patch pockets with inverted pleats and velcro flaps on chest 2 Curved hem-line

Fabrication: 120g 100% Cotton

Branding:

- E
- SP
- HP

Mens Lounge Shirt - Regular Fit								
Sizes	S	M	L	XL	2XL	3XL	4XL	5XL
Collar	38	40	42	44	46	48	50	52
½ Chest (cm)	52	57	62	67	72	77	82	87



Navy



Charcoal



Kalahari



Stone

LB-TRK - LADIES TRACKER SHIRT

Features: Bar-tacks at pressure points 2 Back vent with mesh insert for ventilation Two patch pockets with velcro flaps on chest 2 Front waist darts 2 Curved hem-line Sleeves with turn-ups 2 Flattering feminine outdoor look

Fabrication: 120g 100% Cotton

Branding:

- E
- SP
- HP

Ladies Blouse - Regular Fit									
Sizes	XS	S	M	L	XL	2XL	3XL	4XL	5XL
½ Chest (cm)	41	45	49	53	57	61	65	69	73



Navy



Stone





LO-GRA - GRAND PRIX SHIRT

Features: Contrast piping, cuffs and epaulettes 2 Raised collar 2 Classic styling
2 Unique back neck yoke 2 Sleeve branding options 2 Metal buttons
2 Front patch pockets 2 Double-needle top-stitching

Fabrication: 65/35 Poly Cotton twill fabric

Branding:

E

SP

HP

Mens Lounge Shirt - Regular Fit								
Sizes	S	M	L	XL	2XL	3XL	4XL	5XL
Collar	38	40	42	44	46	48	50	52
½ Chest (cm)	52	57	62	67	72	77	82	87



Orange/Black



Red/Black



White/Black



Lime/Black

LO-MONT - MONTREAL SHIRT

Features: Top-stitching throughout 2 Contrast piping detail 2 Racy design with contrast side panels and sleeves 2 Curved hem 2 Flat chunky buttons 2 Contrast inner collar stand 2 Concealed chest pocket at the yoke seam

Fabrication: 65/35 Poly Cotton mid-weight shirting fabric

Branding:

E

SP

HP

Mens Lounge Shirt - Regular Fit								
Sizes	S	M	L	XL	2XL	3XL	4XL	5XL
Collar	38	40	42	44	46	48	50	52
½ Chest (cm)	52	57	62	67	72	77	82	87



Navy/Red



Red/Black



Black/Royal

LO-SEA - MENS SEATTLE LOUNGE SHIRT

Features: Contrast side panels 2 Shoulder panels with contrast piping on front and back
2 Shaped hem 2 Grown on button stand with tonal buttons 2 Chest pocket
2 Only available in short sleeves

Fabrication: 80/20 Poly Cotton fabric

Branding:

E

SP

HP

Mens Lounge Shirt - Regular Fit								
Sizes	S	M	L	XL	2XL	3XL	4XL	5XL
Collar	39	41	43	45	47	49	51	53
½ Chest (cm)	52	57	62	67	72	77	82	87



LL-SEA - LADIES SEATTLE BLOUSE

Features: Contrast side panels 2 Shoulder panels with contrast piping on front and back
2 Shaped hem 2 Grown on button stand 2 Tonal buttons 2 Feminine fit

Fabrication: 80/20 Poly Cotton fabric

Branding:

E

SP

HP

Ladies Blouse - Regular Fit								
Sizes	S	M	L	XL	2XL	3XL	4XL	5XL
½ Chest (cm)	45	49	53	57	61	65	69	73



LO-RA - MENS RACING PIT SHIRT

Features: Racing style with durability 2 Pit crew styling for uniform, promotional or fashion applications 2 Front pocket with pen slot 2 Side slits for wearer comfort 2 Race-ready styling

Fabrication: 65/35 Poly Cotton mid-weight shirting fabric

Branding:

E

SP

HP

Mens Lounge Shirt - Regular Fit								
Sizes	S	M	L	XL	2XL	3XL	4XL	5XL
Collar	38	40	42	44	46	48	50	52
½ Chest (cm)	52	57	62	67	72	77	82	87



Red/Black

LL-RA - LADIES RACING PIT SHIRT

Features: Flattering ladies8 design 2 Contrast shoulder and sleeve panels 2 Front and back darts for a more tapered garment 2 Side slits 2 Contrast piping on the side seams

2 Curved hem 2 Matching buttons

Fabrication: 65/35 Poly Cotton mid-weight shirting fabric

Branding:

E

SP

HP

Ladies Blouse - Regular Fit								
Sizes	S	M	L	XL	2XL	3XL	4XL	5XL
½ Chest (cm)	45	49	53	57	61	65	69	73



Red/Black



Royal/Black



Yellow/Black



Royal/Black



Yellow/Black



Orange/Black



Lime/Black



Orange/Black



Lime/Black



LO-RAP - MENS RAPTOR SHIRT

Features: Constructed button stand 2 Shaped hem-line 2 This detailed panelled shirt is perfect for the motor industry 2 Ideal styling with striking contrast panels 2 Raglan sleeves

Fabrication: 65/35 Poly Cotton lightweight fabric

Branding:

E

SP

HP

Mens Lounge Shirt - Regular Fit								
Sizes	S	M	L	XL	2XL	3XL	4XL	5XL
Collar	38	40	42	44	46	48	50	52
½ Chest (cm)	52	57	62	67	72	77	82	87



Royal/Navy/White



Red/Black/Granite



Granite/Black/White

LL-RAP - LADIES RAPTOR SHIRT

Features: Feminine cut with waist and bust darts 2 Striking shoulder panel detail 2 Flattering look and feel 2 Constructed button stand 2 Raglan sleeves 2 Single-needle top-stitching 2 Shaped hem-line

Fabrication: 65/35 Poly Cotton lightweight fabric

Branding:

E

SP

HP

Ladies Blouse - Regular Fit								
Sizes	S	M	L	XL	2XL	3XL	4XL	5XL
½ Chest (cm)	45	49	53	57	61	65	69	73



Royal/Navy/White



Red/Black/Granite



Granite/Black/White





A woman with long, dark, wavy hair is standing in a modern office environment. She is wearing a black, short-sleeved, form-fitting dress. She has a thin gold chain necklace with a small pendant and a gold watch on her left wrist. The background features large glass panels and a red armchair. The lighting is soft and professional.

ON

CORPORATE & TROUSERS

Make sure these **BARRON** items are on your checklist of wardrobe essentials, starting with a perfectly tailored pair of pants and an office-ready jersey.

L-LD - LEAH DRESS

Features: Flattering scooped neckline 2 Cap sleeves with invisible hem 2 Princess panels on front and back for a feminine fit 2 Back skirt vent for easy movement 2 Stretch fabric for added comfort and fit 2 Back zip closure

Fabrication: 190g Polyester/Viscose/Spandex blend

Branding:

E

SP

HP

NEW

BARRON Ladies Dress - Tapered Fit										
Sizes	2XS	XS	S	M	L	XL	2XL	3XL	4XL	5XL
Inches	28	30	32	34	36	38	40	42	44	46
½ Chest (cm)	38	40.5	43	45.5	48	50.5	53	55.5	58	60.5





Navy/White



White/Navy



Black/Red



Black/White



TU-IVY - IVY TUNIC

Features: Short sleeve 2 Asymmetrical tunic 2 Mandarin collar 2 Buttons and side slits
2 Front and back waist darts 2 Side slits for extra comfort

Fabrication: 175g 100% Polyester

Branding:

E **SP** **HP**

Ivy Tunic - Regular Fit

Sizes	XS	S	M	L	XL	2XL	3XL	4XL	5XL
½ Chest (cm)	41	45	49	53	57	61	65	69	73



Navy



White



Black



Khaki

TU-KEL - KELLY TUNIC

Features: Short sleeves 2 Side slits 2 Front and back waist darts make this tunic stand out 2 Front patch pockets 2 Welt pocket on the chest 2 Tonal buttons on centre front

Fabrication: 175g 100% Polyester

Branding:

E SP HP

Kelly Tunic - Regular Fit

Sizes	XS	S	M	L	XL	2XL	3XL	4XL	5XL
½ Chest (cm)	41	45	49	53	57	61	65	69	73



Navy



White



Black



Silver

TU-CAM - CAMILLA TUNIC

Features: Short sleeve 2 Feminine cut with front princess panels 2 Shaped waist, side slits and back waist darts 2 Darts at the neckline for a perfect fit 2 Side patch pockets at the hem 2 Open end Nylon zip finishes

Fabrication: 175g Poly stretch fabric

Branding:

E SP HP

Camilla Tunic - Regular Fit

Sizes	XS	S	M	L	XL	2XL	3XL	4XL	5XL
½ Chest (cm)	41	45	49	53	57	61	65	69	73



L-SS - LADIES STATEMENT SKIRT

Features: Classic pencil styling 2 Easy care garment 2 Chic back slit 2 Fashionable corporate look 2 Ideal uniform element to go with many top options in the BARRON range 2 Constructed waistband with elasticated inserts in larger sizes

Fabrication: 170g 100% Polyester

Branding:

E

BARRON Skirt - Regular Fit										
Sizes	2XS	XS	S	M	L	XL	2XL	3XL	4XL	5XL
Waist (Inches)	28	30	32	34	36	38	40	42	44	46
½ Waist (cm)	32.5	35	37.5	40	42.5	45	47.5	50	52.5	55





L-TS - LADIES TAILOR STRETCH SKIRT

Features: Front and back panels for shape 2 Wider waistband 2 Belt loops 2 Back vent
2 Invisible hem 2 Back zip closure with hook-and-eye 2 Hanger-loops

Fabrication: 190g 85% Polyester 12% Viscose 3% Spandex

Branding:

E

BARRON Skirt - Regular Fit										
Sizes	2XS	XS	S	M	L	XL	2XL	3XL	4XL	5XL
Waist (Inches)	28	30	32	34	36	38	40	42	44	46
½ Waist (cm)	32.5	35	37.5	40	42.5	45	47.5	50	52.5	55



Navy



Black



LP-AM - LADIES AMBER PANTS

Features: Constructed front waistband 2 Back elasticated waistband
2 Classic pull on styling 2 Front slanted pockets

Fabrication: 175g 100% Polyester

Branding:

E

SP

HP

BARRON Ladies Pants - Regular Fit									
Sizes	XS	S	M	L	XL	2XL	3XL	4XL	5XL
Waist (Inches)	30	32	34	36	38	40	42	44	46
½ Waist (cm)	37-43	39.5-47.5	42-50	44.5-52.5	47-55	49.5-57.5	52-60	54.5-62.5	57-65



Navy



Black





LP-SS - LADIES STATEMENT STRETCH PANTS

Features: Stretch for comfortable fit 2 Easy care garment 2 Flattering ladies8 trousers 2 Feminine flared leg styling 2 Slightly lower waistband with one button 2 Can be worn straight from the office to a night out on the town 2 Charcoal Heather is a new colourway

Fabrication: 220g Poly/Rayon/Spandex blended fabric

Branding:

E

BARRON Ladies Pants - Regular Fit									
Sizes	XS	S	M	L	XL	2XL	3XL	4XL	5XL
Waist (Inches)	30	32	34	36	38	40	42	44	46
½ Waist (cm)	37	39	41	43.5	46	49	52	55.5	59



Navy



Black



Charcoal Heather



LP-TP - LADIES TAILOR STRETCH PANTS

Features: Wider waistband with belt-loops 2 Back waist darts 2 Straight leg 2 Front fly opening with two buttons 2 Hanger-loops

Fabrication: 190g 85% Polyester 12% Viscose 3% Spandex

Branding:

E

BARRON Ladies Pants - Regular Fit									
Sizes	XS	S	M	L	XL	2XL	3XL	4XL	5XL
Waist (Inches)	30	32	34	36	38	40	42	44	46
½ Waist (cm)	37	39	41	43.5	46	49	52	55.5	59



Navy



Black



PA-CLA - MENS STATEMENT CLASSIC PANTS

Features: Durable fabric 2 Front pleated styling 2 Easy care garment 2 Classic trousers ideal for uniform and everyday use 2 Two front and back pockets
2 Constructed waistband 2 Turn-ups
Fabrication: 185g 100% Polyester

Branding:

E

BARRON Pants - Regular Fit										
Sizes	2XS	XS	S	M	L	XL	2XL	3XL	4XL	5XL
Waist (Inches)	28	30	32	34	36	38	40	42	44	46
½ Waist (cm)	37	39.5	42	44.5	47	49.5	52	54.5	57	59.5



LSP-CHI - LADIES STRETCH CHINO PANTS

Features: Classic 5 pocket styling 2 Stretch fabric for comfortable fit 2 Front curved pockets with money pocket 2 Metallic zip, rivet and shank 2 Beltloop detail with bar-tacks 2 Bar-tacks at stresspoints

Fabrication: 220g 70% Cotton, 27% Polyester and 3% Spandex

Branding:

E

SP

HP

BARRON Ladies Pants - Regular Fit											
Sizes	2XS	XS	S	M	L	XL	2XL	3XL	4XL	5XL	
Waist (Inches)	28	30	32	34	36	38	40	42	44	46	
½ Waist (cm)	35	37	39	41	43.5	46	49	52	55.5	59	



Navy



Black



Stone



PA-5CH - 5 POCKET CHINO

Features: Flat front, no turn-ups 2 Relaxed 5-pocket jeans style 2 Double-stitched pockets
2 Rivets and a YKK metal zipper

Fabrication: 245g 65/35 Brushed Poly Cotton twill fabric

Branding:

E

BARRON Pants - Regular Fit										
Sizes	2XS	XS	S	M	L	XL	2XL	3XL	4XL	5XL
Waist (Inches)	28	30	32	34	36	38	40	42	44	46
½ Waist (cm)	37	39.5	42	44.5	47	49.5	52	54.5	57	59.5



Navy



Black



Timber



Stone



PA-UCH - POLY COTTON CHINO

Features: Easy care garment 2 Durable and classic 2 Semi-formal loop 2 Top-stitched for added durability 2 Blended fabric resists creasing and holds colour 2 Classic pleated chino styling with turn-ups

Fabrication: 245g Non-crease blended Poly Cotton fabric

Branding:

E

BARRON Pants - Regular Fit										
Sizes	2XS	XS	S	M	L	XL	2XL	3XL	4XL	5XL
Waist (Inches)	28	30	32	34	36	38	40	42	44	46
½ Waist (cm)	37	39.5	42	44.5	47	49.5	52	54.5	57	59.5



Navy



Black



Khaki



Stone



PA-CHI - COTTON CHINO

Features: Classic and versatile pleated chino trousers 2 Constructed waistband 2 Pleated front 2 Top-stitching for added durability 2 Hem with turn-ups

Fabrication: 225g 100% Cotton twill fabric

Branding:

E

SP

HP

BARRON Pants - Regular Fit										
Sizes	2XS	XS	S	M	L	XL	2XL	3XL	4XL	5XL
Waist (Inches)	28	30	32	34	36	38	40	42	44	46
½ Waist (cm)	37	39.5	42	44.5	47	49.5	52	54.5	57	59.5



Navy



Black



Khaki



Stone



PA-FCH - FLAT FRONT CHINO

Features: Constructed waistband 2 Anti-stain finish 2 Metallic zip opening 2 Six belt loops 2 Back jet pockets with button 2 Front slanted pockets and a money pocket 2 All pressure points are bar-tacked 2 This durable style is perfect for the office or golf course

Fabrication: 240g 65/35 Poly Cotton twill fabric

Branding:

E

BARRON Pants - Regular Fit											
Sizes	2XS	XS	S	M	L	XL	2XL	3XL	4XL	5XL	
Waist (Inches)	28	30	32	34	36	38	40	42	44	46	
½ Waist (cm)	37	39.5	42	44.5	47	49.5	52	54.5	57	59.5	



PA-WIN - WINSTON TROUSERS

Features: Two front slanted pockets 2 Branded inner waistband trim 2 Two back jet pockets 2 Classic pleated front 2 Perfect for security industry

Fabrication: 190g 65/35 Poly Viscose

Branding:

E SP HP

NEW

BARRON Pants - Regular Fit										
Sizes	2XS	XS	S	M	L	XL	2XL	3XL	4XL	5XL
Waist (Inches)	28	30	32	34	36	38	40	42	44	46
½ Waist (cm)	37	39.5	42	44.5	47	49.5	52	54.5	57	59.5



Black



Navy



Charcoal Heather



LP-CAR - LADIES STRETCH CARGO PANTS

Features: Two side leg patch pockets with flap and velcro closure 2 Versatile ladies8 cargo pants 2 Two back patch pockets with twin needle stitching 2 Hip pockets with money pocket 2 Tapered leg design 2 Stretch fabric for extra comfort

Fabrication: 220g Cotton/Polyester/Elastane blend

Branding:

E

HP

NEW

BARRON Ladies Pants - Regular Fit											
Sizes	2XS	XS	S	M	L	XL	2XL	3XL	4XL	5XL	
Waist (Inches)	28	30	32	34	36	38	40	42	44	46	
½ Waist (cm)	35	37	39	41	43.5	46	49	52	55.5	59	



PA-CAR - CARGO PANTS

Features: Rugged cargo look 2 For everything from the great outdoors to the office 2 Triple-stitched back rise 2 Right side hammer-loop 2 Bar-tacking on all the of pressure points 2 Deep front pockets 2 Side and back pockets with flaps, and concealed studs

Fabrication: 270g 100% Cotton canvas fabric, Enzyme washed

Branding:

E

BARRON Pants - Regular Fit										
Sizes	2XS	XS	S	M	L	XL	2XL	3XL	4XL	5XL
Waist (Inches)	28	30	32	34	36	38	40	42	44	46
½ Waist (cm)	37	39.5	42	44.5	47	49.5	52	54.5	57	59.5



Kalahari



Navy



Black



Moss



Sand



PA-BRX - BRIXTON PANTS

Features: Constructed waistband with belt-loops 2 Back patch pockets, back yoke
2 Front fly with metal zip and shank 2 Curved pockets with a money pocket 2 A single patch pocket with flap and cell phone side pocket 2 Triple-needle stitching on back-rise and in leg

Fabrication: Poly Cotton twill fabric

Branding:

E

BARRON Pants - Regular Fit											
Sizes	2XS	XS	S	M	L	XL	2XL	3XL	4XL	5XL	6XL
Waist (Inches)	28	30	32	34	36	38	40	42	44	46	48
½ Waist (cm)	37.5	40	42.5	45	47.5	50	52.5	55	57.5	60	62.5



Navy



Grey



Khaki





Black



Blue



Dark Blue



BWJ - BARRON WORK WEAR JEAN

Features: Versatile jeans with timeless straight-leg styling 2 Ideal for everyday wear
2 Front and back pockets with rivets 2 Coin pocket 2 Metallic zip with stud button
2 Contrast stitching detail 2 Dark Blue is a new colourway
Fabrication: Cotton/Polyester/Rayon/Acrylic, 14 Oz

Branding:



BARRON Pants - Comfort Fit										
Sizes	2XS	XS	S	M	L	XL	2XL	3XL	4XL	5XL
Waist (Inches)	28	30	32	34	36	38	40	42	44	46
½ Waist (cm)	37.5	40	42.5	45	47.5	50	53.5	56.5	59.5	62



Black



Blue



P-DEN - MENS ORIGINAL JEANS

Features: 5-Pocket Western-style 2 Classic and versatile jeans 2 Two back pockets 2 Two shaped front pockets and a coin pocket 2 Studded detailing for strength completes the original styling

Fabrication: Enzyme washed Cotton rich denim fabric, 12.5 Oz

Branding:

E

BARRON Pants - Regular Fit										
Sizes	2XS	XS	S	M	L	XL	2XL	3XL	4XL	5XL
Waist (Inches)	28	30	32	34	36	38	40	42	44	46
½ Waist (cm)	36	38.5	41	43.5	46	48.5	51	53.5	56	58.5



Black



Blue

LP-DEN - LADIES ORIGINAL STRETCH JEANS

Features: Classic ladies8 jeans with stretch for comfort 2 Two back pockets 2 Two front pockets and a coin pocket 2 Studded detailing 2 5-Pocket regular cut
Fabrication: Poly Cotton Spandex stretch jeans, 10 Oz
Branding:

E

BARRON Ladies Pants - Regular Fit										
Sizes	2XS	XS	S	M	L	XL	2XL	3XL	4XL	5XL
Waist (Inches)	28	30	32	34	36	38	40	42	44	46
½ Waist (cm)	32	34	36	38	40.5	43	45.5	48.5	51.5	54.5

P-RET - MENS RETRO JEAN

Features: Metallic zip with stud button 2 Pockets with rivets 2 5-pocket Western-style jeans 2 Slight faded crease and subtle sandblast effect on the front panels
2 This straight-leg style has double contrast stitching details

Fabrication: 55/45 Cotton Polyester fabric, 12.5 Oz

Branding:

E

BARRON Pants - Regular Fit										
Sizes	2XS	XS	S	M	L	XL	2XL	3XL	4XL	5XL
Waist (Inches)	28	30	32	34	36	38	40	42	44	46
½ Waist (cm)	35	37.5	40	42.5	45	47.5	50	52.5	55	57.5



Dark Denim



LP-EVE - LADIES EVE STRETCH JEANS

Features: Straight-leg 2 Flattering fit 2 Stretch fabric 2 Perfect for any body type
2 Two front curved pockets with a money pocket 2 Constructed waistband
2 Back pockets with profile stitching 2 Metallic zip opening 2 Rivets are added
at all stress points for durability

Fabrication: 86/11/3 Cotton Polyester Lycra fabric

Branding:

E

BARRON Ladies Pants - Easy Fit										
Sizes	2XS	XS	S	M	L	XL	2XL	3XL	4XL	5XL
Waist (Inches)	28	30	32	34	36	38	40	42	44	46
½ Waist (cm)	35	37	39	41	43.5	46	49	52	55.5	59



P-URB - MENS URBAN STRETCH JEANS

Features: Stretch fabric for added comfort and fit for the entire day 2 Straight-leg styling 2 Front and back pockets with rivets 2 Coin pocket 2 Metallic zip with shank button 2 Stylish tonal stitching detail

Fabrication: Black: Cotton/Polyester/Spandex 12 Oz
Indigo: Cotton/Polyester/Spandex 11 Oz

Branding:

E

HP

NEW

BARRON Pants - Stretch fit											
Sizes	2XS	XS	S	M	L	XL	2XL	3XL	4XL	5XL	
Waist (Inches)	28	30	32	34	36	38	40	42	44	46	
½ Waist (cm)	34	36.5	39	41.5	44	46.5	49	51.5	54	56.5	



Black



Indigo

LP-URB - LADIES URBAN STRETCH JEANS

Features: Stretch fabric for easy everyday comfort fit 2 Straight-leg styling 2 Front and back pockets with rivets 2 Coin pocket 2 Back pockets with profile stitching

Fabrication: Black: Cotton/Polyester/Spandex 12 Oz
Indigo: Cotton/Polyester/Spandex 11 Oz

Branding:

E

HP

NEW

BARRON Ladies Pants - Easy Fit											
Sizes	2XS	XS	S	M	L	XL	2XL	3XL	4XL	5XL	
Waist (Inches)	28	30	32	34	36	38	40	42	44	46	
½ Waist (cm)	35	37	39	41	43.5	46	49	52	55.5	59	



Black



Indigo





BUN-DEN - BUNDU DENIM SHORTS

Features: 5 Pocket western styling 2 Metallic front zip with shank closure 2 Front and back pockets 2 Rivets on front pockets 2 Bar-tacks on all stress points

Fabrication: 11 Oz Cotton/Polyester/Viscose denim

Branding:

E

SP

HP

Bundu Denim Shorts - Comfort Fit										
Sizes	2XS	XS	S	M	L	XL	2XL	3XL	4XL	5XL
Waist (Inches)	28	30	32	34	36	38	40	42	44	46
½ Waist	35	37.5	40	42.5	45	47.5	50	52.5	55	57.5



Blue





Navy



Khaki



PS-SAF - SAFARI SHORTS

Features: Constructed waistband, top stitched 2 Two back patch pockets double stitched 2 Front curved pockets 2 Money pocket with rivets 2 Bar-tacks on all stress points
Fabrication: 240g 65/35 Poly Cotton fabric

Branding:



BARRON Pants - Comfort Fit										
Sizes	2XS	XS	S	M	L	XL	2XL	3XL	4XL	5XL
Waist (Inches)	28	30	32	34	36	38	40	42	44	46
½ Waist (cm)	35	37.5	40	42.5	45	47.5	50	52.5	55	57.5

PS-CHI - BERMUDA SHORTS

Features: Two back pockets 2 Constructed waistband 2 Pleated front 2 Top-stitching for added durability 2 Classic pleated chino styling with turn-ups

Fabrication: 225g 100% Brushed Cotton twill

Branding:

E

SP

BARRON Pants - Regular Fit										
Sizes	2XS	XS	S	M	L	XL	2XL	3XL	4XL	5XL
Waist (Inches)	28	30	32	34	36	38	40	42	44	46
½ Waist (cm)	37	39.5	42	44.5	47	49.5	52	54.5	57	59.5



Navy



Black



Khaki



Stone



PS-ROG - ROGUE SHORTS

Features: Constructed waistband with belt-loops 2 Back patch pockets 2 Back yoke
2 Front fly with metal zip and shank 2 Curved pockets with a money pocket
2 A single patch pocket with flap 2 Hidden cell phone pocket on the side
2 Triple-needle stitching on back rise and in leg

Fabrication: Poly Cotton fabric

Branding:

E

BARRON Pants - Regular Fit											
Sizes	2XS	XS	S	M	L	XL	2XL	3XL	4XL	5XL	6XL
Waist (Inches)	28	30	32	34	36	38	40	42	44	46	48
½Waist (cm)	37	39.5	42	44.5	47	49.5	52	54.5	57	59.5	62



Navy



Grey



Khaki



FW-CHI - FAIRWAY SHORTS

Features: Bar-tacks at all stress points 2 Constructed waistband with belt loops
2 Back welt pockets with velcro closure 2 Right wearing leg pocket with zip and
bar-tacks 2 Front slanted pockets 2 Crease lines on front and back legs

Fabrication: 210g 100% Polyester

Branding:

E

SP

HP

BARRON Pants - Regular Fit										
Sizes	2XS	XS	S	M	L	XL	2XL	3XL	4XL	5XL
Waist (Inches)	28	30	32	34	36	38	40	42	44	46
½Waist (cm)	37	39.5	42	44.5	47	49.5	52	54.5	57	59.5



Navy



Black



Stone





Navy



Red



Black



Granite

L-CAS - LADIES CASSIDY JERSEY

Features: ¾ Sleeves 2 Double-needle finish on hem and sleeve hem 2 Double layer waterfall collar design 2 Open front 2 Patch pockets

Fabrication: 160g 62% Polyester 33% Viscose 5% Spandex single jersey

Branding:

E

BARRON Cardigan - Regular Fit

Sizes	S	M	L	XL	2XL	3XL	4XL	5XL
½ Chest (cm)	45	49	53	57	61	65	69	73



KEL-LS - LADIES KELSEY CARDIGAN

Features: Button-up cardigan 2 Elegant narrow ribbed neckline 2 Rib cuff detail with 4 buttons 2 Tonal buttons
Fabrication: 100% Acrylic 12 gauge knit
Branding:

E

BARRON Cardigan - Regular Fit								
Sizes	S	M	L	XL	2XL	3XL	4XL	5XL
½ Chest (cm)	44	47	50	53	56	59	62	65





BEN-LS / BEN-SS - BENTLEY SLEEVELESS AND LONG SLEEVE

Features: V-neck rib 2 Rib at hem and sleeve hem 2 Set-in sleeves 2 Available in sleeveless and long sleeve

Fabrication: 100% Polyester

Branding:

E

BARRON Jersey - Regular Fit

Sizes	S	M	L	XL	2XL	3XL	4XL	5XL
½ Chest (cm)	50	54	58	62	65.5	69	72.5	76



Navy



Navy - Sleeveless



Black



Black - Sleeveless

BA-SS, BA-LS - MENS BASIC JERSEY SLEEVELESS &

LONG SLEEVE

Features: A perennial favourite 2 Double-fold neck and hem 2 Double-ribbed cuff trims with a two ridge finish 2 Available in long sleeve and sleeveless pullover options

Fabrication: 100% Acrylic, 10 Gauge needle knit

Branding:

E

BARRON Jersey - Regular Fit								
Sizes	S	M	L	XL	2XL	3XL	4XL	5XL
½ Chest (cm)	48	52	56	60	64	67	70	73



Navy



Black



Navy - Sleeveless



Black - Sleeveless



LBK-CAR - LADIES BASIC CARDIGAN

Features: Classic styling 2 Button-up cardigan 2 Ribbed neckline 2 Shaped side seams 2 Five tonal buttons 2 Ideal office wear

Fabrication: 100% Acrylic, 10 Gauge needle knit

Branding:

E

BARRON Cardigan - Regular Fit								
Sizes	S	M	L	XL	2XL	3XL	4XL	5XL
½ Chest (cm)	44	47	50	53	56	59	62	65



Navy



Black





T-UN - UNIFORM TIE

Features: Perfect tie for the office, security wear or special occasions
Fabrication: 100% Polyester

Branding:

E

NEW

Uniform Tie	
Length (cm)	146



LB-WW - WORK WEAR BELT

Features: Adjustable rivet for sizing adjustments 2 Tonal top stitching 2 Metal buckle
Fabrication: Genuine veg leather

Belt	
Sizes	S - XL



DU-SOC - DUTY SOCK

Features: Contrast heel and toe 2 Barron branding and size on sock 2 Available in 2 sizes
2 Casual sock for everyday wear

Fabrication: Recycled Cotton/ Polyester/ Spandex

NEW

BARRON Canvas Lace Up Shoe		
Sizes	6 - 8	9 - 12



Navy



Black

CO-SOC - COMMANDER SOCK

Features: Double cushion comfort sole 2 Anti-static silver coated cotton stripes are knitted into the sock 2 Treated with Odorguard for long-lasting freshness and antibacterial application

Fabrication: 70% Cotton / 26% Nylon / 2% Antistatic Silver / 2% Elastane

NEW

BARRON Canvas Lace Up Shoe		
Sizes	6 - 8	9 - 12



Navy



Black





ON

KIDSWEAR

The BARRON kids- collection is all about comfort **ON** the playground, which is why we offer functional and comfortable kids wear basics with smart simplicity.

MI-HYBK - KIDDIES HYBRID FLEECE

Features: Funnel neck collar 2 Inseam pockets 2 Cover-seam stitching on front yoke
2 Double top-stitched hems 2 Nylon zip with metal zip puller 2 Set sleeves 2 Bottle and Charcoal Heather are new colour additions

Fabrication: 300g Polyester anti-pill micro fleece

Branding:

E

Kiddies Sizing						
Age	3~4	5~6	7~8	9~10	11~12	13~14
½ Chest (cm)	35	38	41	44	47	50



Royal



Bottle



Navy



Red



Black



Charcoal Heather



Royal



Navy



Red



White



Black

SW-BRK - KIDDIES BRIGHTON HOODED SWEATER

Features: Brushed inner fabric 2 Front Nylon zip with metal zip puller 2 Kangaroo pockets 2 Two-piece lined hood with chunky drawcord 2 Self fabric cuff at sleeve and hem 2 Inner contrast white neck tape 2 Tonal cover seam stitching on the armhole, pocket and cuffs

Fabrication: 240g 65/35 Cotton rich brushed fleece

Branding:

E SP HP

Kiddies Sizing						
Age	3~4	5~6	7~8	9~10	11~12	13~14
½ Chest (cm)	35	38	41	44	47	50



Silver



Royal



Bottle



Navy



Red



White



Black

BRT318 - BRT PERFORMANCE HOODIE

Features: High quality finish 2 Kangaroo pockets 2 Ribbed cuffs and hem 2 Chunky drawcord 2 BRT Branding

Fabrication: 260g 100% Polyester brushed sports knit

Branding:



Kiddies - Regular Fit				
Sizes	5-6	7-8	9-10	11-12
½ Chest (cm)	37	40	43	46



Navy



Black

S-JACK - KIDDIES SCOUT JACKET

Features: Lightweight design 2 Complements the adults8 range 2 Concealed hood that can be rolled up or zipped off 2 Elasticated cuffs 2 Durable Nylon zips 2 Drawcord and stopper in the hem 2 Side pockets with bar-tacking 2 Easy care garment
Fabrication: 100% Polyester

Branding:

E **HP**

Kiddies Sizing						
Age	3~4	5~6	7~8	9~10	11~12	13~14
½ Chest (cm)	37	40	43	46	49	52



Royal



Bottle



Navy



Red



Black



Maroon

KMAX-JAC - KIDDIES MAX JACKET

Features: Fully lined 2 Fully padded 2 Chunky plastic zip opening 2 Welt pockets with bartacking 2 Elasticated cuffs at sleeves 2 One piece collar with top-stitching 2 Royal, Bottle, Red and Maroon are new colour additions
Fabrication: 100% Polyester

Branding:

E

Kiddies Sizing						
Age	3~4	5~6	7~8	9~10	11~12	13~14
½ Chest (cm)	38	41	44	47	50	53



BRT368 - BRT HYDRO TRACKSUIT TOP

Features: Tonal elasticated cuffs 2 Reflective print at the front body and back hem
2 Inverted zip with branded zip puller 2 Reflective zip tape 2 Inseam pockets
2 Raglan sleeves 2 Shaped hem 2 Contrast mesh side panels
Fabrication: 220g 100% Polyester

Branding:

E **SP** **HP**



Kiddies - Tops - Regular Fit				
Sizes	7-8	9-10	11-12	XS
½ Chest (cm)	44	47	50	54



Royal/White

Navy/White

Red/Black



Black/White

Sky/Navy

BRT354 - BRT CHAMPION TRACKSUIT PANTS

Features: Reflective piping on side seams 2 Elasticated waistband with drawcord
2 Zip opening on hem 2 Side seams and inseam pockets
Fabrication: 220g 100% Tricot Polyester fabric

Branding:

E **SP** **HP**



Kiddies - Pants - Regular Fit				
Sizes	7-8	9-10	11-12	XS
½ Waist (cm)	30.5-37.5	32-39	35.5-40.5	34-41



Royal

Bottle

Navy

Black



BRT420 - BRT KIDDIES X-CELERATE TRACKSUIT TOP

Features: Full mesh lining 2 Sporty three-tone panel design 2 Contrast inner collar
2 Raglan sleeves with reflective piping 2 Hi-low hem

Fabrication: 110g 100% Polyester Micro rip-stop

Branding:



NEW

Kiddies - Tops - Regular Fit				
Sizes	5-6	7-8	9-10	11-12
½ Chest (cm)	41	44	47	50



Royal/Black/White



Bottle/Gold/White



Navy/Grey/White



Red/Navy/White



Black/Grey/White



Sky/Navy/White

BRT421 - BRT KIDDIES X-CELERATE TRACKSUIT PANTS

Features: Elasticated waist with drawcord 2 Contrast side panels 2 Contrast gusset on legs 2 Side pockets 2 Three-tone design 2 Mesh lining

Fabrication: 110g 100% Polyester Micro Rip-stop fabric

Branding:



NEW

Kiddies - Pants - Regular Fit				
Sizes	5-6	7-8	9-10	11-12
½ Waist (cm)	29-36	30.5-37.5	32-39	33.5-40.5



Royal/Black/White



Bottle/Gold/White



Navy/Grey/White



Black/Grey/White



BRT303 - BRT REFLECT TRACKSUIT

Features: Elasticated drawcord with side toggles 2 Distinctive BRT branding
 2 Raglan long sleeve 2 Contrast detail on body 2 Full mesh lining 2 Reflective piping
 2 High quality finish 2 Side pockets 2 X-Tech superior quick dry moisture management finish
 2 No contrast gusset on kids pants

Fabrication: 100g Micro rip-stop 100% Polyester fabric

Branding:

E SP



Kiddies - Tops - Regular Fit *While stocks last

Sizes	7-8	9-10	11-12	XS
½ Chest (cm)	44	47	50	54

Kiddies - Pants - Regular Fit *While stocks last

Sizes	7-8	9-10	11-12	XS
½ Waist (cm)	30.5-37.5	32-39	33.5-40.5	34-41



Royal/Red



Bottle/Gold



Bottle/Red



Navy/White



Black/White



Sky/Navy



BRT315 - BRT ECONO TRACKSUIT

Features: Elasticated waistband with drawcord 2 Contrast detail on shoulders 2 Elasticated drawcord in hem 2 Long sleeve top 2 Side pockets 2 Tapered legs

Fabrication: 200g 100% Polyester

Branding:

E SP HP



Kiddies - Tops - Regular Fit					
Sizes	5-6	7-8	9-10	11-12	XS
½ Chest (cm)	38	41	44	47	50

Kiddies - Pants - Regular Fit					
Sizes	5-6	7-8	9-10	11-12	XS
½ Waist (cm)	27.5-34.5	29-36	30.5-37.5	32-39	33.5-40.5



Royal/White

Bottle/White

Navy/White



Red/White/Black

White/Navy

Black/White



BRT378 - BRT TURBO GOLFER

Features: Raglan sleeves 2 Contrast mesh panels at the side hem and back yoke 2 Reflective tape insert on the raglan seams 2 Zip-up placket with silver trim 2 Self-fabric collar 2 BRT Branding

Fabrication: 100% Polyester with moisture management finish: e-Dri

Branding:

E **SP** **HP**



Kiddies - Regular Fit				
Sizes	7-8	9-10	11-12	XS
½ Chest (cm)	39	42	45	48



Bottle/ White



Royal/White



Navy/White



Red/White



Black/ White



Sky/Navy



LAS-175K - 175G KIDDIES PIQUÉ KNIT GOLF SHIRT

Features: Double-needle finish on sleeves and hem 2 BARRON trademark two ridge collar 2 Durable Poly Cotton fabric blend for comfort and toughness 2 Two button reinforced placket with top-stitching 2 Coordinated fabric tape on the collar seam 2 Charcoal Heather and Purple are new colour additions.

Fabrication: 175g 65/35 Poly Cotton fabric

Branding:



Kiddies Sizing						
Age	3~4	5~6	7~8	9~10	11~12	13~14
½ Chest (cm)	34	37	40	43	46	49



Royal



Navy



Red



White



Black



Charcoal Heather



LLAS-175K - KIDDIES 175G PIQUÉ KNIT LONG SLEEVE GOLFER

Features: Double-needle finish on the hem and sleeves 2 BARRON trademark two ridge collar 2 Durable Poly Cotton fabric blend for comfort and toughness 2 Two button reinforced placket with top-stitching 2 Coordinated fabric tape on the collar seam 2 Charcoal Heather is a new colour addition.

Fabrication: 175g 65/35 Poly Cotton piqué knit

Branding:

E **SP** **HP**

Kiddies Sizing						
Age	3~4	5~6	7~8	9~10	11~12	13~14
½ Chest (cm)	34	37	40	43	46	49

EDGK - KIDDIES EDGE GOLFER

Features: Contrast panels 2 Double top-stitching on hem and sleeves 2 Contrast neck tape
2 Knitted rib collar 2 Contrast piping at the placket 2 Easy care garment
Fabrication: 160g 100% Polyester, lightweight moisture management fabric: e-Dri

Branding:

E

SP

HP

Kiddies Sizing						
Age	3~4	5~6	7~8	9~10	11~12	13~14
½ Chest (cm)	34	37	40	43	46	49



Navy/White



Red/Black



Black/Grey



Surf Blue/White





Bottle/Gold



Navy/White



Orange/Black




Cobalt/White



Black/Red



Lime/Navy



VCK - KIDDIES VECTOR GOLF SHIRT

Features: Top-stitched finish 2 Sporty and striking 2 Fresh styling with shoulder and sleeve colour-blocking 2 Back neck yoke 2 Two button placket

Fabrication: 190g 65/35 Poly Cotton single jersey fabric

Branding:

E **SP** **HP**

Kiddies Sizing						
Age	3~4	5~6	7~8	9~10	11~12	13~14
½ Chest (cm)	34	37	40	43	46	49

BRT316 - BRT ECONO GOLFER

Features: Short fitted sleeve 2 Contrast detail on shoulders 2 Self-fabric collar
Fabrication: 145g 100% Piqué knit Polytech Polyester

Branding:

E

SP

HP



Kiddies - Regular Fit					
Sizes	5-6	7-8	9-10	11-12	XS
½ Chest (cm)	36	39	42	45	48



Royal/White



Bottle/White



Navy/White



Black/White



BRT367 - BRT HYDRO GOLFER

Features: Contrast mesh side panels 2 Contrast inner placket with two tonal buttons
2 Reflective print at the front body and back hem 2 Raglan sleeves 2 Shaped hem
Fabrication: 145g 100% Polyester with moisture management

Branding:

E **SP** **HP**

BRT

Kiddies - Regular Fit				
Sizes	7-8	9-10	11-12	XS
½ Chest (cm)	39	42	45	48



Royal/White



Bottle/Gold



Navy/White



Red/Black



Black/White



Sky/Navy





Royal/Black/White



Bottle/Gold/White



Navy/Grey/White



Black/Grey/White



Red/Navy/White



Sky/Navy/White



BRT423 - BRT KIDDIES X-CELERATE GOLFER

Features: Sporty three-tone panel design 2 Reflective piping detail 2 Contrast rib collar 2 Raglan sleeve styling 2 Contrast inner placket detail 2 BRT Branding
Fabrication: 155g 100% Polyester fabric with moisture management finish: e-Dri
Branding:



NEW

Kiddies - Regular Fit				
Sizes	5-6	7-8	9-10	11-12
½ Chest (cm)	36	39	42	45



TST145K - 145G KIDDIES CREW NECK T-SHIRT

Features: Double-ribbed collar with top-stitched neckline 2 Dyed with reactive dyes 2 Double-needle finish on sleeve and bottom hems 2 Shoulder-to-shoulder seam taping for improved comfort and durability 2 Now available in smaller sizes
Fabrication: 100% Carded Cotton single jersey knitted fabric

Branding:

E **SP** **HP**

Kiddies Sizing								
Age	12-24 Months	24-36 Months	3~4	5~6	7~8	9~10	11~12	13~14
½ Chest (cm)	27	31	34	37	40	43	46	49



TST145LK - 145G KIDDIES LONG SLEEVE T-SHIRT

Features: Lightweight 2 Double-needle finish on the sleeves and hem 2 Shoulder-to-shoulder taping 2 Lycra-reinforced neck rib 2 Dyed with reactive dyes 2 Now available in smaller kiddies sizes 2 Bottle is a new colourway
Fabrication: 145g 100% Carded Cotton, single jersey fabric

Branding:
E **SP** **HP**

Kiddies Sizing								
Age	12-24 Months	24-36 Months	3~4	5~6	7~8	9~10	11~12	13~14
½ Chest (cm)	27	31	35	38	41	44	47	50



Royal



Bottle



Navy



Red



White



Black



Blue



Lumo Green



Safety Yellow



Safety Orange

TST135K - 135G KIDDIES POLYESTER T-SHIRT

Features: Crew neckline 2 Raglan sleeves 2 Top-stitching and self-fabric neck tape
2 Great durability and colour-fastness 2 Ideal for sublimated print 2 Easy care garment

Fabrication: 135g 100% Polyester Hi-tech moisture management fabric: e-Dri

Branding:

E **SP** **HP**

Kiddies Sizing					
Age	5~6	7~8	9~10	11~12	13~14
½ Chest (cm)	37	40	43	46	49



Navy



Red



White



Black

BRT412 - BRT RUNNING SHIRT

Features: Tonal mesh side panels with reflective flat piping 2 Back neck reflective tape loop 2 Raglan sleeves 2 Contrast cover-seam stitching on panel seams
Fabrication: 130g 100% Polyester drop-stitch knit, moisture management fabric: e-Dri

Branding:

E

SP

HP



NEW

Kiddies - Regular Fit				
Sizes	5-6	7-8	9-10	11-12
½ Chest (cm)	35	37	39	41



Royal/White



Bottle/Gold



Navy/White



Red/Black



Black/White



Sky/Navy



BRT369 - BRT HYDRO KIDDIES T-SHIRT

Features: Contrast mesh side panels 2 V-Neck with inner contrast neck binding 2 Reflective print at the front body and back hem 2 Raglan sleeves 2 Shaped hem
Fabrication: 145g 100% Polyester with moisture management fabric

Branding:

E SP HP



Kiddies - Regular Fit				
Sizes	7-8	9-10	11-12	XS
½ Chest (cm)	39	42	45	48

BRT361 - BRT CHALLENGER SHORTS

Features: Elasticated waistband with concealed drawcord 2 BRT branding 2 X-Tech superior quick dry moisture management fabric

Fabrication: 120-130g 100% Polyester

Branding:

E **SP** **HP**

BRT

Kiddies - Tops - Regular Fit

Sizes	5-6	7-8	9-10	11-12
½ Waist (cm)	25-32	27-32	30-37	32-39



Navy



White



Black



BRT317 - BRT ECONO SHORTS

Features: Elasticated waistband with drawcord 2 Distinctive BRT Branding
2 High quality finish 2 Side pockets

Fabrication: 150g 100% Polyester Polytech

Branding:

E SP HP



Kiddies - Regular Fit				
Sizes	5-6	7-8	9-10	11-12
½ Waist (cm)	25-32	26-33	27-34	29-36



Royal



Bottle



Navy



Black





Royal



Navy



Red



Black

BRT1400 - BRT AERO RUNNING SHORTS

Features: Unique design 2 Penny pocket inside waistband 2 Superior quick dry fabric
2 Elasticated waistband with drawcord 2 Side slits

Fabrication: 80g 100% Polyester

Branding:

E SP HP



Kiddies - Regular Fit					
Sizes	5-6	7-8	9-10	11-12	13-14
½ Waist (cm)	27-37	29-36	31-38	32.5-39.5	34-41



Royal



Bottle



Navy



Black

BRT302 - BRT REFLECT SHORTS

Features: X-Tech superior quick dry moisture management finish 2 Elasticated waistband with drawcord 2 Double vertical reflective piping 2 Side pockets
2 BRT branding
Fabrication: 100g 100% Polyester micro rip-stop fabric

Branding:

E

SP

HP



Kiddies - Regular Fit			
Sizes	7-8	9-10	11-12
½ Waist (cm)	29-36	31-38	32.5-39.5



Royal



Bottle



Navy



Black



Red



Emerald



Maroon

BRT308 - BRT EVO HOT PANTS

Features: Elasticated waistband with stretch over-lock thread 2 Double-needle top-stitching on waistband and hem

Fabrication: 230g Poly Spandex fabric

Branding:



Kiddies - Stretch Fit				
Sizes	7-8	9-10	11-12	XS
½ Waist (cm)	27-34	29-36	31-38	33-40



Contact Details

Office Tel: 044 343 1021

Email: info@africantusk.co.za

Address: Riverview Complex
Barrington Road
Ruigtevlei
Sedgefield
6573

www.africantusk.co.za

APPAREL